

**INDEPENDENT AUDITORS' REPORT**

**To The Members of Odisha Power Generation Corporation Limited**  
**Report on the Audit of the Consolidated Financial Statements**

**Opinion**

We have audited the accompanying Consolidated Financial Statements of Odisha Power Generation Corporation Limited (herein after referred to as "the Holding Company") and its subsidiary/ jointly controlled entity (the Holding Company and its subsidiary/ jointly controlled entity together referred to as "the Group"), which comprise the Consolidated Balance Sheet as at 31<sup>st</sup> March 2025, the Consolidated Statement of Profit and Loss (including Other Comprehensive income), the Consolidated Statement of Changes in Equity and the Consolidated Statement of Cash Flows for the year then ended, and notes to the Consolidated Financial Statements including a summary of the material accounting policies and other explanatory information (hereinafter referred to as "Consolidated Financial Statements")

In our opinion and to the best of our information and according to the explanations given to us on the other financial information of the subsidiary as referred in sub-paragraph (1) of the "Other Matters" paragraph below, the aforesaid Consolidated Financial Statements give the information required by the Companies Act, 2013 (the "Act") in the manner so required and give a true and fair view in conformity with the Ind AS and accounting principles generally accepted in India, of the consolidated state of affairs (financial position) of the Group as at 31<sup>st</sup> March, 2025, and their consolidated net profit (financial performance including other comprehensive income), their consolidated changes in equity and consolidated cash flows for the year ended on that date.

**Basis for Opinion**

We conducted our audit in accordance with the Standards on Auditing (SAs), issued by the Institute of Chartered Accountants of India, as specified under section 143(10) of the Act. Our responsibilities under those standards are further described in the Auditor's Responsibilities for the Audit of the Consolidated Financial Statements section of our report. We are independent of the Group in accordance with the 'Code of Ethics' issued by the Institute of Chartered Accountants of India (ICAI), together with the ethical requirements that are relevant to our audit of the Consolidated Financial Statements under the provisions of the Act and the Rules made there under, and we have fulfilled our other ethical responsibilities in accordance with these requirements and the ICAI's Code of Ethics. We believe that the audit evidence we have obtained is sufficient and appropriate, except the matters stated below, to provide a basis for our audit opinion.



### Emphasis of Matter

Inviting attention to Note No 35(iv) to the financial statements, the company is committed to comply the norms of utilising Ash generated in compliance to the Notification of Ministry of Environment, Forest and Climate Change, Government of India vide no. S.O. 5481(E) dated 31/12/2021 and amended dated 31/12/2022 in the first compliance cycle by 31.3.2027. However, the company has made a provision amounting to Rs 23.61 Cr towards non-refundable environmental compensation charges @ 10% on shortfall in stipulated ash utilization during the financial year.

Our opinion is not modified in respect of these matters of emphasis.

### Key Audit Matters:

Key Audit Matters are those matters that, in our professional judgement, were of most significance in our audit of the Consolidated Financial Statements of the current period. These matters were addressed in the context of our audit of the Consolidated Financial Statements as a whole, and in forming our opinion thereon, and we do not provide a separate opinion on these matters.

Reporting of key audit matters as per SA 701, is not applicable to the Company as it is not a listed company.

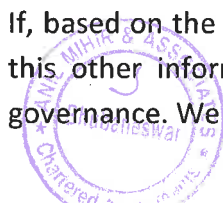
### Information other than the Consolidated Financial Statements and Auditors' Report thereon

The Holding Company's Board of Directors is responsible for the preparation of other information. The other information comprises the information included in the Management Discussion and Analysis of financial performance highlights; Board's report including Annexure to Board's Report, Business Responsibility Report, Report on Corporate Governance, Shareholder's information and other information but does not include the Consolidated Financial Statements and our auditors' report thereon.

Our opinion on the Consolidated Financial Statements does not cover the other information and we do not express any form of assurance and conclusion thereon.

In connection with our audit of the Consolidated Financial Statements, our responsibility is to read the other information identified above when it becomes available and, in doing so, consider whether the other information is materially inconsistent with the Consolidated Financial Statements or our knowledge obtained during the course of our audit or otherwise appears to be materially misstated.

If, based on the work we have performed, we conclude that there is a material misstatement of this other information; we are required to communicate the matter to those charged with governance. We have nothing to report in this regard.



When we read the full Annual report which is expected to be made available to us after the date of this auditors' report, if we conclude that there is a material misstatement therein, we are required to communicate the matter to those charged with governance.

### **Responsibility of Management and Those Charged with Governance for the Consolidated Financial Statements**

The Holding Company's Board of Directors is responsible for the matters stated in section 134(5) of the Act with respect to preparation of these Consolidated Financial Statements in terms of requirements of the Act, that give a true and fair view of the consolidated financial position, consolidated financial performance, consolidated changes in equity and consolidated cash flows of the Company including its subsidiaries in accordance with accounting principles generally accepted in India, including the Indian Accounting Standards (Ind AS) prescribed under Sec 133 of the Act read with relevant rules made thereunder.


The respective Board of Directors of the companies and its subsidiaries / jointly controlled entity are responsible for maintenance of adequate accounting records in accordance with the provisions of the Act for safeguarding their assets and for preventing and detecting frauds and other irregularities; the selection and application of appropriate accounting policies; making judgments and estimates that are reasonable and prudent ; and the design , implementation and maintenance of adequate internal financial controls, that were operating effectively for ensuring the accuracy and completeness of the accounting records, relevant to the preparation and presentation of the Consolidated Financial Statements that give a true and fair view and are free from material misstatement, whether due to fraud or error, which have been used for the purpose of preparation of the Consolidated Financial Statements by the Directors of the Holding Company, as aforesaid.

In preparing the Consolidated Financial Statements, the respective Board of Directors of the companies included in the Group are responsible for assessing the ability of each company to continue as a going concern, disclosing, as applicable, matters related to going concern and using the going concern basis of accounting unless the Board of Directors either intends to liquidate the company or to cease operations, or has no realistic alternate but to do so.

The respective Board of Directors of the companies included in the Group are responsible for overseeing the financial reporting process of the Group.

### **Auditors' Responsibilities for the Audit of Consolidated Financial Statements**


Our objectives are to obtain reasonable assurance about whether the Consolidated Financial Statements as a whole are free from material misstatement, whether due to fraud or error, and to issue an auditor's report that includes our opinion. Reasonable assurance is a high level of assurance but is not a guarantee that an audit conducted in accordance with SAs will always detect a material misstatement when it exists. Misstatements can arise from fraud or error and are considered material if, individually or in the aggregate, they could reasonably be expected to influence the economic decisions of users taken on the basis of these Consolidated Financial Statements.



As part of an audit in accordance with SAs, we exercise professional judgement and maintain professional scepticisms throughout the audit. We also:

- Identify and assess the risks of material misstatement of the Consolidated Financial Statements, whether due to fraud or error, design and perform audit procedures responsive to those risks, and obtain audit evidence that is sufficient and appropriate to provide a basis for our opinion. The risk of not detecting a material misstatement resulting from fraud is higher than for one resulting from error, as fraud may involve collusion, forgery, intentional omissions, misrepresentations, or the override of internal control.
- Obtain an understanding of internal financial control relevant to the audit in order to design audit procedures that are appropriate in the circumstances. Under the Section 143(3)(i) of the Act, we are also responsible for expressing our opinion on the internal financial controls with reference to the consolidate financial statement and the operating effectiveness of such controls.
- Evaluate the appropriateness of accounting policies used and the reasonableness of accounting estimates and related disclosures made by management.
- Conclude on the appropriateness of management's use of the going concern basis of accounting and based on the audit evidence obtained, whether a material uncertainty exists related to events or conditions that may cast significant doubt on the ability of the Group to continue as a going concern. If we conclude that a material uncertainty exists, we are required to draw attention in our auditor's report to the related disclosures in the Consolidated Financial Statements or, if such disclosures are inadequate, to modify our opinion. Our conclusions are based on the audit evidence obtained up to the date of our auditor's report. However, future events or conditions may cause the Group to cease to continue as a going concern.
- Evaluate the overall presentation, structure and content of the Consolidated Financial Statements, including the disclosures, and whether the Consolidated Financial Statements represent the underlying transactions and events in a manner that achieves fair presentation.
- Obtain sufficient appropriate audit evidence regarding the financial information of the entities or business activities within the Group to express an opinion on the Consolidated Financial Statements. We are responsible for the direction, supervision and performance of the audit of the financial statements of such entities included in the Consolidated Financial Statements of which we are the independent auditors. For the other entities included in the Consolidated Financial Statements, which are yet to be audited by other auditors, such other auditors remain responsible for the direction, supervision and performance of the audit carried out by them. We remain solely responsible for our audit opinion.

Materiality is the magnitude of misstatements in the Consolidated Financial Statements that, individually or in aggregate, makes it probable that the economic decisions of a reasonably knowledgeable user of the Consolidated Financial Statements may be influenced. We consider



quantitative materiality and qualitative factors in (i) planning the scope of our audit work and in evaluating the results of our work; and (ii) to evaluate the effect of any identified misstatements in the Consolidated Financial Statements.

We communicate with those charged with the governance of the Holding Company included in consolidated financial statement of which we are the independent auditor regarding, among other matters, the planned scope and timing of the audit and significant audit findings, including any significant deficiencies in internal control that we identify during our audit.

We also provide those charged with governance with a statement that we have complied with relevant ethical requirements regarding independence and to communicate with them all relationships and other matters that may reasonably be thought to bear on our independence, and where applicable, related safeguards.

#### Other Matters

1. We did not audit the financial statements/ financial information of the subsidiary/jointly controlled entity, M/s Odisha Coal and Power Limited whose financial statements/ financial information reflect the details of the total assets as on 31<sup>st</sup> March 2025, total revenues and net cash flows for the year ended on that date. The total assets stands as Rs.2986.40 cr. the total revenue stands as Rs. 1399.07 cr. and net cash inflow stands as Rs.38.74 cr.
2. This financial statements/ financial information are yet to be finalised by other auditors as on the date of our report. Our opinion on the Consolidated Financial Statements, in so far as it relates to the accounts and disclosures included in respect of the subsidiary company/jointly controlled entity and our report in terms of sub-section (3) of Section 143 of the Act, in so far as it relates to the aforesaid subsidiary, is based solely on the authenticated accounts submitted by the Holding Company's management. Hence, report of the other auditors after considering the requirements of Standard on Auditing (SA 600) on "Using the work of Another Auditor" including materiality is not ensured.
3. The Consolidated Financial Statements include the Holding Company's share of net profit of Rs.144.15 crore in the entity M/s Odisha Coal and Power Limited using equity method, for the year ended 31<sup>st</sup> March 2025 whose financial statements/ financial information have been based on authenticated accounts of subsidiary/jointly controlled entity.

Our opinion on the consolidated financial statements and our report on other Legal and Regulatory Requirements below is not modified in respect of above matters with respect to our reliance based on the financial statements/ financial information certified by the Holding Company's Management as the audit report of other auditor is yet to be finalised as on the date of our report.





**Report on Other Legal and Regulatory Requirements**

1. We are enclosing our report in terms of section 143(5) of the Act, on the basis of such checks of the books and records of the company and unaudited financial statements of one subsidiary / jointly controlled entity as we considered appropriate and according to the information and explanation given to us in the “**Annexure- A & B**” on the directions and sub-directions issued by Comptroller and Auditor General of India.
2. A. As required by Section 143(3) of the Act, based on our audit and on the consideration of authenticated financial statements submitted by the management on separate financial statements and the other financial information of the subsidiary/jointly controlled entity, as noted in the ‘Other Matters’ paragraph, we report, to the extent applicable, that:
  - (i) We have sought and obtained all the information and explanations which to the best of our knowledge and belief were necessary for the purposes of our audit of the aforesaid Consolidated Financial Statements.
  - (ii) In our opinion, proper books of account as required by law relating to preparation of the aforesaid Consolidated Financial Statements have been kept so far as it appears from our examination of those books and authenticated financial statements submitted by the Management.
  - (iii) The Consolidated Balance Sheet, the Consolidated Statement of Profit and Loss (including Other Comprehensive income), the Consolidated Statement of Changes in Equity and the Consolidated Statement of Cash Flows dealt with by this Report are in agreement with the relevant books of account maintained for the purpose of preparation of the Consolidated Financial Statements.
  - (iv) In our opinion, the aforesaid Consolidated Financial Statements comply with the Indian Accounting Standards specified under Section 133 of the Act read with the Companies (Indian Accounting Standards) Rules 2015 as amended.
  - (v) Section 164(2) of the Act regarding disqualification of directors is not applicable to these Companies by virtue of Notification No. G.S.R. 463(E) dated 05.06.2015 issued by the Ministry of Corporate Affairs, Govt. of India.
  - (vi) With respect to the adequacy of the internal financial controls with reference to financial statements of the Holding Company including its subsidiary/jointly controlled entity, and the operating effectiveness of such controls refer to our separate report in **Annexure-C**;
- B. With respect to the other matters to be included in the Auditor’s Report in accordance with Rule 11 of the Companies (Audit and Auditor’s) Rules, 2014, as amended, in our opinion and to the best of our information and according to the explanations given to us and based on the authenticated accounts submitted by the Holding Company on separate financial statements



and also the other financial information of the Subsidiary/jointly controlled entity, as mentioned in the "Other Matters" paragraph:

- a) The Consolidated Financial Statements disclose the impact of pending litigations on its consolidated financial position of the Group – Refer Note-39 to the Consolidated Financial Statements.
- b) The Group did not have any material foreseeable losses on long term contracts including derivative contracts during the year ended 31 March 2025.
- c) There have been no amounts which were required to be transferred to the Investor Education and Protection Fund by the Holding Company and its Subsidiary/ Jointly Controlled Entity.
- d) (i)The Management has represented that, to the best of its knowledge and belief, other than as disclosed in the notes to accounts, no funds (which are material either individually or in the aggregate) have been advanced or loaned or invested (either from borrowed funds or share premium or any other sources or kind of funds) by the Company or subsidiary / jointly controlled entity, to or in any other person or entity, including foreign entity ("Intermediaries"), with the understanding, whether recorded in writing or otherwise, that the Intermediary shall, whether, directly or indirectly lend or invest in other persons or entities identified in any manner whatsoever by or on behalf of the Company ("Ultimate Beneficiaries") or provide any guarantee, security or the like on behalf of the Ultimate Beneficiaries;

(ii)The Management has represented, that, to the best of its knowledge and belief, other than as disclosed in the notes to accounts, no funds (which are material either individually or in the aggregate) have been received by the Company or subsidiary / jointly controlled entity, from any person or entity, including foreign entity ("Funding Parties"), with the understanding, whether recorded in writing or otherwise, that the Company shall, whether, directly or indirectly, lend or invest in other persons or entities identified in any manner whatsoever by or on behalf of the Funding Party ("Ultimate Beneficiaries") or provide any guarantee, security or the like on behalf of the Ultimate Beneficiaries;

(iii)Based on the audit procedures that have been considered reasonable and appropriate in the circumstances, nothing has come to our notice that has caused us to believe that the representations under sub-clause d(i) and d(ii) of Rule 11(e), contain any material misstatement.

- (e) Proviso to Rule 3(1) of the Companies (Accounts) Rules, 2014 for maintaining books of account using accounting software which has a feature of recording audit trail (edit log) facility is applicable to the Company w.e.f. April 1, 2023, and accordingly, reporting under Rule 11(g) of Companies (Audit and Auditors) Rules,



2014 on preservation of audit trail is not applicable for the financial year ended March 31, 2023.

- C. The Holding Company, its subsidiary companies / jointly controlled entity are being Government Companies, section 197 of the Companies Act is not applicable in terms of notification no. GSR 463(E) dated 5 June 2015 issued by the Ministry of Corporate Affairs, Government of India. Accordingly, reporting in accordance with requirement of provisions of section 197(16) of the Act is not applicable.


Place: Bhubaneswar

Date: 05.07.2025

UDIN:25053968BMLIFB4602



ANIL MIHIR & ASSOCIATE  
CHARTERED ACCOUNTANTS  
FRN-303038

  
(CA Mihir Kumar Sahu)  
Partner  
M. No.-053968



**ANNEXURE-A TO THE INDEPENDENT AUDITORS' REPORT on Consolidated Financial Statements of Odisha Power Generation Corporation Limited for the year ended 31 March 2025**

**Qualification in the CARO report of the Holding Company and Subsidiary/ Jointly Controlled Entity are given below;**

Sl. No	Name	CIN	Holding Company/subsidiary/ Associate/ Jointly Controlled Entity	Clause number of the CARO report which is qualified or adverse
1.	Odisha Power Generation Corporation Ltd	U40104OR1984SGC001429	Holding Company	Annexure – A, Sl. No. i(c) , ii(b)

**ANNEXURE-B TO THE INDEPENDENT AUDITORS' REPORT**

**Referred to in paragraph 1 under 'Report on Other Legal and Regulatory Requirements' section of our report of even date to the members of Odisha Power Generation Corporation Limited on the Consolidated Financial Statements for the year ended 31st March 2024**

N o	Direction	Reply
1	Whether the company has system in place to process all the accounting transactions through IT system? If Yes, the implications of processing of accounting transaction outside IT system on the integrity of the accounts along with the financial implications, if any, may be stated.	Accounts of all departments are covered under IT system called SAP ERP implemented in OPGC since 2016. FI&CO under SAP is used for accounting purpose. However, monitoring of Bank guarantees through SAP ERP is not ensured for operational convenience.
2	Whether there is any restructuring of an existing loan or case or case of waiver/write off of debts/loans/interest/ etc. made by a lender to the company due to the company's inability to repay the loan? If yes, the financial impact may be stated.	There is no restructuring of an existing loan or case of waiver/write off debts/loans/interest etc. made by the lending institutions during the current financial year.
3	Whether funds received/receivable for specific schemes from central/state agencies were properly accounted for/utilized as per its term and conditions? List the cases of deviation.	During the current financial year under audit, Rs. 203 Crore has been received from the Government of Odisha as Equity Share Capital and has been properly accounted for and there is no deviation in its utilisation (Note No 17). Moreover, an amount of Rs. 1.86 Cr to be refunded to Ministry of non-conventional



		Energy, Govt. of India on account of impairment of projects. The same is accounted for under the head "payable to Government" for construction of Mini Micro Hydel Projects. Please refer foot note of Note No 20 (d) of Financial Statements.
<b>Sector specific Additional Directions</b>		
1	Adequacy of steps to prevent encroachment of idle land owned by Company may be examined. In case land of the Company is encroached, under litigation, not put to use or declared surplus, details may be provided.	According to information and explanations given to us, there is no case of land under litigation and there is no encroachment of the Company owned land. However, the company has not assessed any surplus land in possession.
2	Where land acquisition is involved in setting up new projects, report whether settlement of dues done expeditiously and in a transparent manner in all cases. The cases of deviation may please be detailed.	The company has not acquired any land for new projects. However, the Company acquires land for setting of new projects through the nodal organization of Government of Odisha, IDCO by placing the fund requisitioned by them.
3	Whether the Company has an effective system for recovery of revenue as per contractual terms and the revenue is properly accounted for in the books of accounts in compliance with the applicable Accounting Standards.	The Company has an effective system for recovery of revenue. Revenue has been accounted for as per applicable Ind AS 115 However, an amount of Rs.201.41 Cr accounted for as Fuel price adjustment (FPA). This revenue is under dispute on account of treatment coal GCV.
4	How much cost has been incurred on abandoned projects and out of this how much cost has been written off?	According to information and explanations given to us, no project of the Company is abandoned during this year under audit. However, the company has abandoned five Mini Micro Hydel projects namely, 1. Harbhangi, 2. Badanala, 3. Banpur, 4. Barboria, 5. Andharbhangi funded by Ministry of non-conventional Energy, Govt. of India Rs. 1.86 Cr is accounted to be refunded under the head "payable to Government". Please refer foot note of Note No 20 (d) of Financial Statement. An amount of Rs. 11.07 Cr was charged off in the year 2016-17 under impairment of assets.
5	In the cases of Thermal Power Projects, compliance of the various Pollution Control Acts and the impact thereof including utilization and disposal of ash and the policy of the Company in this regard, may be checked and commented upon.	Complied, ➤ OPGC has taken Consent to Operate (CTO) Under Water Act, 1974 & Air Act'1981 and rules framed thereunder which is valid till 31.03.2026 and renewal application is always filed before the stipulated period. Similarly, all required Consent to Establish (CTE) are taken under Water Act & Air Act. All consent conditions of CTE and CTO



		<p>given under the mentioned acts are complied.</p> <ul style="list-style-type: none"> <li>➤ At present OPGC complies all parameters of new emission norms for Thermal Power Plants-December-2015 except norms for SO<sub>2</sub>. However, to achieve the emission norm of SO<sub>2</sub>, the Company is in process of commissioning of Flue Gas Desulfurization before the stipulated timeline of 31.12.2026.</li> <li>➤ OPGC complies to Hazardous &amp; Other Wastes Management &amp; Handling Rules'2016 &amp; has valid hazardous waste authorization which is valid till 31.03.2025. Similarly Biomedical Waste Authorization is valid till 21.03.2026 &amp; all conditions mentioned in the authorization are complied.</li> <li>➤ OPGC also complies to Public Liability Insurance Act'1991 which is valid till 02.07.2025.</li> <li>➤ OPGC at present does not confirm to 100% ash utilization (progressive average around 23% only) however, OPGC has the compliance cycle of 5 years which is valid till 31.03.2027. OPGC has framed a generalized Ash Utilization Policy which has been in to force from 26.06.2023.</li> </ul>
6	Has the Company entered into revenue sharing agreements with private parties for extraction of coal at pitheads and it adequately protects the financial interest of the Company?	Not applicable, coal mine is held and operated by its subsidiary OCPL under Fuel supply agreement.
7	Does the Company have a project system for reconciliation of quantity/quality coal ordered and received and whether grade of coal moisture and demurrage etc. are properly recorded in the books of accounts?	The Company is procuring coal from Mahanadi Coal Fields Ltd. (MCL) and Odisha Coal & Power Ltd. (OCPL) through a Fuel Supply Agreement with both the suppliers and there is a regular system of reconciliation of quantity/ quality of coal ordered and received and grade of coal, moisture and demurrage etc. which is properly recorded in the books of account on the basis of third-party sampling reports.
8	How much share of free power was due to the State Government and whether the same was calculated as per the agreed terms and depicted in the accounts as per accepted accounting norms?	No such free power is due to the State Govt.



9	In the case of hydroelectric projects, the water discharge is as per policy / guidelines issued by the state Government to maintain biodiversity. For not maintaining it penalty paid / payable may be reported.	As explained by the company the bio diversity policy /guidelines are not applicable to it. No penalty has been imposed during the year. Five out of seven Mini Micro Hydel project has been impaired, only two are running where no penalty imposed during the year for non-maintenance of bio diversity.
<b>For Subsidiary/Jointly Controlled entity M/S OCPL as reported by the Management</b>		
1	Whether the company has system in place to process all the accounting transactions through IT system? If Yes, the implications of processing of accounting transaction outside IT system on the integrity of the accounts along with the implications, if any, may be stated.	Yes, all the accounting transactions are accounted for through IT System. However, as explained to us, there are operations/transactions which take place outside the system but are subsequently updated in the IT System through which the accounts of the company are maintained. As per past practice, all transactions are manually entered in the software called Tally ERP, in which regular books of accounts are maintained.
2	Whether there is any restructuring of an existing loan or case or case of waiver/write off of debts/loans/interest/ etc. made by a lender to the company due to the company's inability to repay the loan? If yes, the financial impact may be stated.	To the best of our knowledge and according to the information given to us, there are no cases of waiver/write off of debts loans interest etc. during the period under audit.
3	Whether funds received/receivable for specific schemes from central/state government and its agencies were properly accounted for/utilized as per its term and conditions? List the cases of deviation.	As explained to us and on the basis of information available, the company has not received any funds from Central/State agencies.

Place: Bhubaneswar

Date: 05.07.2025

UDIN:25053968BMLIFB4602



**ANIL MIHIR & ASSOCIATE**  
**CHARTERED ACCOUNTANTS**  
FRN-303038

  
(CA Mihir Kumar Sahu)  
Partner  
M. No.-053968

## **ANNEXURE – C TO THE INDEPENDENT AUDITORS’ REPORT**

Referred to in paragraph 3 (vi) under ‘Report on Other Legal and Regulatory Requirements’ section of our report of even date to the members of Odisha Power Generation Corporation Limited on the Consolidated Financial Statements for the year ended 31<sup>st</sup> March, 2025.

### **Report on the Internal Financial Controls under Clause (i) of Sub-section 3 of Section 143 of the Companies Act, 2013 (“the Act”)**

We have audited the Internal Financial Controls over Financial Reporting of Odisha Power Generation Corporation Limited (“the Company”) as on 31<sup>st</sup> March, 2025, in conjunction with our Audit of the Standalone Financial Statements of the Company for the year ended on that date.

### **Management’s Responsibility for Internal Financial Controls**

The Company’s management is responsible for establishing and maintaining internal financial controls based on the internal control over financial reporting criteria established by the Company considering the essential components of internal control stated in the Guidance Note on Audit of Internal Financial Controls over Financial Reporting issued by the Institute of Chartered Accountants of India (“ICAI”). These responsibilities include the design, implementation and maintenance of adequate internal financial controls that were operating effectively for ensuring the orderly and efficient conduct of its business, including adherence to company’s policies, the safeguarding of its assets, the prevention and detection of frauds and errors, the accuracy and completeness of the accounting records, and the timely preparation of reliable financial information, as required under the Companies Act, 2013.

### **Auditors’ Responsibility**

Our responsibility is to express an opinion on the Company’s internal financial controls over Financial Reporting based on our Audit. We conducted our Audit in accordance with the Guidance Note on Audit of Internal Financial Controls over Financial Reporting (the “Guidance Note”) and the Standards on Auditing, issued by ICAI and deemed to be prescribed under section 143(10) of the Act, to the extent applicable to an Audit of internal financial controls, both applicable to an Audit of Internal Financial Controls and, both issued by the Institute of Chartered Accountants of India. Those Standards and the Guidance Note require that we comply with ethical requirements and plan and perform the Audit to obtain reasonable assurance about whether adequate internal financial controls over financial reporting was established and maintained and if such controls operated effectively in all material respects.

Our Audit involves performing procedures to obtain Audit evidence about the adequacy of the internal financial controls system over Financial Reporting and their operating effectiveness. Our Audit of internal financial controls over Financial Reporting included obtaining an understanding of internal financial controls over Financial Reporting, assessing the risk that a material weakness exists, and testing and evaluating the design and operating effectiveness of internal control based on the assessed risk. The procedures selected depend on the Auditor’s judgement, including the assessment of the risks of material misstatement of the Standalone Financial Statements, whether due to fraud or error.

We believe that the Audit evidence we have obtained is sufficient and appropriate to provide a basis for our Audit opinion on the Company’s internal financial controls system over financial reporting.





**Meaning of Internal Financial Controls over Financial Reporting**

A company's internal financial control over Financial Reporting is a process designed to provide reasonable assurance regarding the reliability of financial reporting and the preparation of Standalone Financial Statements for external purposes in accordance with generally accepted accounting principles. A company's internal financial control over Financial Reporting includes those policies and procedures that (1) pertain to the maintenance of records that, in reasonable detail, accurately and fairly reflect the transactions and dispositions of the assets of the company;

(2) provide reasonable assurance that transactions are recorded as necessary to permit preparation of Standalone Financial Statements in accordance with generally accepted accounting principles, and that receipts and expenditures of the company are being made only in accordance with authorisations of management and directors of the company; and

(3) provide reasonable assurance regarding prevention or timely detection of unauthorised acquisition, use, or disposition of the company's assets that could have a material effect on the Standalone Financial Statements.

**Inherent Limitations of Internal financial Controls Over Financial Reporting**

Because of the inherent limitations of Internal Financial Controls over Financial Reporting, including the possibility of collusion or improper management override of controls, material misstatements due to error or fraud may occur and not be detected. Also, projections of any evaluation of the internal financial controls over Financial Reporting to future periods are subject to the risk that the Internal Financial Control over Financial Reporting may become inadequate because of changes in conditions, or that the degree of compliance with the policies or procedures may deteriorate.

**Opinion**

In our opinion, the company has in all material respects, an adequate internal financial controls system over financial reporting in place and such internal financial controls over financial reporting were operating effectively as at 31st March 2025, based on the internal control over financial reporting criteria established by the Company considering the essential components of internal control stated in the Guidance Note on Audit of Internal Financial Controls Over Financial Reporting issued by the Institute of Chartered Accountants of India (ICAI).

Place: Bhubaneswar

Date: 05.07.2025

UDIN: 25053968BMLIFB4602



**ANIL MIHIR & ASSOCIATES**  
**CHARTERED ACCOUNTANTS**  
FRN-303038

  
(CA Mihir Kumar Sahu)  
Partner  
M. No.-053968

**Form AOC-1**

Pursuant to first proviso to sub-section (3) of section 129 read with rule 5 of Companies (Accounts) Rules, 2014)

**Statement containing salient features of the financial statement of subsidiaries or associate companies or joint ventures****Part A Subsidiaries**

The company has no subsidiary, therefore Part A relating to subsidiaries is not applicable.

**Part B Associates and Joint Ventures****Statement pursuant to Section 129 (3) of the Companies Act, 2013 related to Associate Companies and Joint Ventures**

Sl. No	Name of Joint Ventures	Odisha Coal and Power Limited (OCPL)
1.	Latest audited Balance Sheet Date	31.03.2025
2.	Date on which the Associate or Joint Venture was associated or acquired	21.02.2015
3.	Shares of Associate or Joint Ventures held by the company on the year end	51%
	Numbers	21,72,34,500
	Amount of Investment in Associates or Joint Venture (Rs)	217,23,45,000
	Extent of Holding (in percentage)	51%
4.	Description of how there is significant influence	By shareholding
5.	Reason why the associate/joint venture is not consolidated	Consolidated
6.	Net worth attributable to shareholding as per latest audited Balance Sheet (Rs)	870,66,70,431
7.	Profit or (Loss) for the year (Rs)	279,23,48,571
	i. Considered in Consolidation (Rs)	144,15,16,431
	ii. Not Considered in Consolidation (Rs)	135,08,32,140

- Names of associates or joint ventures which are yet to commence operations: Nil
- Names of associates or joint ventures which have been liquidated or sold during the year: Nil

For and on behalf of the Board

(Basant Kumar Sahoo)  
Company Secretary

(Gagan Bihari Swain)  
Director (Finance)  
DIN: 07687872

(Kedar Ranjan Pandu)  
Managing Director  
DIN:100937847

**ODISHA POWER GENERATION CORPORATION LIMITED**  
**CONSOLIDATED BALANCE SHEET AS AT 31 MARCH 2025**

(Rupees in Cr)

	Particulars	Note No.	As at 31 March 2025	As at 31 March 2024
	<b>ASSETS</b>			
1	<b>Non-current assets</b>			
	a. Property, Plant and Equipment	2	9,109.17	9,101.08
	b. Capital work-in-progress - Tangible	3	906.65	680.20
	c. Other Intangible assets	4	3.24	4.75
	d. Intangible assets under development	5	-	-
	e. Financial Assets			
	(i) Investments	6	870.67	726.52
	(ii) Loans	7	0.66	1.94
	(iii) Others	8	40.27	27.05
	(iv) Trade receivables	11	-	-
	f. Deferred tax assets (Net)	12	-	-
	g. Other non-current assets	9	69.17	122.96
	<b>Total non-current assets</b>		<b>10,999.82</b>	<b>10,664.49</b>
2	<b>Current assets</b>			
	a. Inventories	10	266.10	273.99
	b. Financial Assets			
	(i) Trade receivables	11	894.98	1,176.75
	(ii) Cash and cash equivalents	12	220.93	1.09
	(iii) Bank Balances other than (ii) above	12	684.27	41.19
	(iv) Loans	13	3.17	1.49
	(v) Others	14	34.79	4.39
	c. Current Tax Assets (Net)	15	21.43	18.62
	d. Other current assets	16	56.38	62.97
	<b>Total Current Assets</b>		<b>2,182.05</b>	<b>1,580.49</b>
	<b>TOTAL ASSETS</b>		<b>13,181.87</b>	<b>12,244.99</b>
	<b>EQUITY AND LIABILITIES</b>			
	<b>EQUITY</b>			
	a. Equity Share capital	17	2,323.50	2,120.50
	b. Other Equity	18	3,151.30	2,581.18
	<b>Total equity</b>		<b>5,474.80</b>	<b>4,701.69</b>
	<b>LIABILITIES</b>			
1	<b>Non-current liabilities</b>			
	a. Financial Liabilities			
	(i) Trade Payables			
	- Dues of micro and small enterprises		-	-
	- Dues of creditors other than micro and small enterprises		-	-
	(ii) Borrowings	19	5,438.62	5,861.51
	(iii) Other financial liabilities	20	4.24	3.84
	b. Provisions	21	75.04	74.00
	c. Deferred tax liabilities (Net)	22	508.09	313.70
	<b>Total non-current Liabilities</b>		<b>6,025.99</b>	<b>6,253.05</b>



**ODISHA POWER GENERATION CORPORATION LIMITED**  
**CONSOLIDATED BALANCE SHEET AS AT 31 MARCH 2025**

(Rupees in Cr)

	Particulars	Note No.	As at 31 March 2025	As at 31 March 2024
<b>2</b>	<b>Current liabilities</b>			
	a. Financial Liabilities			
	(i) Trade Payables			
	- Dues of micro and small enterprises	23	14.25	11.01
	- Dues of creditors other than micro and small enterprises	23	268.00	268.94
	(ii) Borrowings	24	565.32	684.04
	(iii) Other financial liabilities	25	748.26	204.16
	b. Other current liabilities	26	8.00	108.65
	c. Provisions	27	77.25	13.46
	d. Current Tax Liabilities (Net)	15	-	-
	<b>Total Current Liabilities</b>		<b>1,681.08</b>	<b>1,290.27</b>
	<b>TOTAL EQUITY AND LIABILITIES</b>		<b>13,181.87</b>	<b>12,244.99</b>

**Notes forming part of the financial Statements**

**1-46**

In terms of our report attached.

For Anil Mihir & Associates

Chartered Accountants

Firm Reg No: 303038E



(CA Mihir Kumar Sahu)  
Partner

Membership No.053968

Place : Bhubaneswar

Date : 5/7/25

UDIN-25053968BMLIFB4602



(Gagan Bihari Swain)  
Director (Finance)  
DIN: 07687872

For and on behalf of the Board



(Kedar Ranjan Pandu)  
Managing Director  
DIN:100937847



(Basant Kumar Sahoo)  
Company Secretary



**ODISHA POWER GENERATION CORPORATION LIMITED**  
**CONSOLIDATED STATEMENT OF PROFIT AND LOSS FOR THE YEAR ENDED 31 MARCH 2025**

(Rupees in Cr)

	Particulars	Note No.	For the Year ended 31 March 2025	For the Year ended 31 March 2024
	<b>Income</b>			
I	Revenue from Operations	28	3,981.77	3,721.74
II	Other Income	29	55.67	16.23
III	<b>Total Income (I + II)</b>		<b>4,037.44</b>	<b>3,737.97</b>
IV	<b>Expenses</b>			
	a. Cost of materials consumed	30	1,823.59	1,713.35
	b. Employee benefit expenses	31	109.95	111.05
	c. Finance costs	32	534.22	601.25
	d. Depreciation and amortization expenses	33	307.26	295.13
	e. Impairment losses	34	-	-
	f. Other expenses	35	533.09	378.76
	<b>Total expenses (IV)</b>		<b>3,308.12</b>	<b>3,099.53</b>
V	<b>Profit/ (loss) before exceptional items and tax (III - IV)</b>		<b>729.33</b>	<b>638.44</b>
VI	Exceptional Items		-	-
VII	<b>Profit/(loss) before tax (V-VI)</b>		<b>729.33</b>	<b>638.44</b>
VIII	Share of profit / (loss) of Associates			
IX	Share of profit / (loss) of Joint Ventures		<b>144.15</b>	<b>96.63</b>
X	<b>Profit/(loss) before tax (VII + VIII + IX)</b>		<b>873.48</b>	<b>735.07</b>
VIII	Tax Expenses:			
	(i) Current tax		-	-
	(ii) Tax of earlier years		-	-
	(iii) Deferred tax		195.11	163.78
	<b>Total tax expenses</b>		<b>195.11</b>	<b>163.78</b>
IX	<b>Profit/(loss) for the year (VII -VIII)</b>		<b>678.37</b>	<b>571.29</b>
X	<b>Other Comprehensive Income / (Expenses)</b>			
	(i) Items that will not be reclassified to profit and loss			
	Remeasurements of the defined benefit plans		2.87	3.54
	(ii) Income tax relating to items that will not be reclassified to profit and loss		0.72	0.89
	<b>Total Comprehensive Income / (Expenses) for the year</b>		<b>3.59</b>	<b>4.43</b>
XI	<b>Total Comprehensive Income / (Expenses) for the year (IX+X)</b>			
	<b>(Comprising Profit/ (Loss) and Other Comprehensive Income for the year)</b>		<b>681.97</b>	<b>575.73</b>
	Equity shares of par value of Rs. 1000 /- each			
XII	Earnings per Equity Share:- Basic and diluted (Rs)	37	<b>311.12</b>	<b>266.64</b>
XIII	<b>Notes forming part of the financial Statements</b>	<b>1-46</b>		

In terms of our report attached.

For Anil Mihir & Associates

Chartered Accountants

Firm Reg No: 303038E




(CA Mihir Kumar Sahoo)  
Partner

Membership No.053968


Place : Bhubaneswar

Date : 5/7/25

UDIN-25053968 BMLIFB4602

  
(Gagan Bihari Swain)  
Director (Finance)  
DIN: 07687872

For and on behalf of the Board



(Kedar Ranjan Pandu)  
Managing Director  
DIN:100937847

  
(Basanta Kumar.Sahoo)  
Company Secretary





**ODISHA POWER GENERATION CORPORATION LIMITED**  
**CONSOLIDATED STATEMENT OF CHANGES IN EQUITY FOR THE YEAR ENDED 31 MARCH 2025**

**A. Equity Share Capital**

For the year ended 31 March 2025

(Rupees in Cr)				
Balance as at April 1, 2024	Changes in Equity Share Capital due to prior period errors	Restated balance as at 1 April 2024	Changes in equity share capital during the year	Balance as at 31 March 2025
2,120.50	-	-	203.00	2,323.50

For the year ended 31 March 2024

(Rupees in Cr)				
Balance as at April 1, 2023	Changes in Equity Share Capital due to prior period errors	Restated balance as at 1 April 2024	Changes in equity share capital during the year	Balance as at 31 March 2024
2,067.50	-	-	53.00	2,120.50

**B. Other Equity**

For the year ended 31 March 2025

Particulars	Share application money pending allotment	(Rupees in Cr)		
		Security Premium	General Reserve	Retained
Balance as at April 1, 2024		58.88	89.60	2,432.70
Profit/(loss) for the Year				678.38
Other Comprehensive Income/(expenses) for the year (net of tax)				3.59
<b>Total Comprehensive Income/(Expenses)</b>	0			<b>681.98</b>
Application money received but share not yet allotted				(111.85)
Dividend paid (including tax on dividend)				-
Transfer to General Reserve				-
<b>Balance as at 31 March 2025</b>	<b>0</b>	<b>58.88</b>	<b>89.60</b>	<b>3,002.82</b>



**ODISHA POWER GENERATION CORPORATION LIMITED**  
**CONSOLIDATED STATEMENT OF CHANGES IN EQUITY FOR THE YEAR ENDED 31 MARCH 2025**

For the Year Ended March 31, 2024

(Rupees in Cr)

Particulars	Share application money pending allotment	Reserves and Surplus		
		Security Premium	General Reserve	Retained earnings
Balance as at April 1, 2023		58.88	89.60	1,547.66
Profit/(loss) for the Year				474.66
Other Comprehensive Income/(expenses) for the Year (net of tax)				
<b>Total Comprehensive Income/(Expenses)</b>	0			4.43
Application money received but share not yet allotted				479.09
Dividend paid (including tax on dividend)				(103.37)
Transfer to General Reserve				-
Balance as at 31 March 2024	-	58.88	89.60	1,923.39
<b>Notes forming part of the financial Statements</b>				
<b>Note No. 1-46</b>				


In terms of our report attached.


For Anil Mihir & Associates  
Chartered Accountants  
Firm Reg No: 303038E


  
(CA Mihir Kumar Sahu)\*\*  
Partner

Membership No. 053968  
Place : Bhubaneswar  
Date :

For and on behalf of the Board

  
(Gagan Bihari Swain)  
Director(Finance)  
DIN: 07687872

  
(Kedar Ranjan Pandu)  
Managing Director  
DIN:100937847

  
(Basanta Kumar Sahoo)  
Company Secretary



**ODISHA POWER GENERATION CORPORATION LIMITED**

**CONSOLIDATED STATEMENT OF CASH FLOWS FOR THE YEAR ENDED 31 MARCH 2025**

**(Rupees in Cr)**

Particulars		For the Year ended 31 March 2025	For the Year ended 31 March 2024
<b>A</b>	<b>CASH FLOW FROM OPERATING ACTIVITIES</b>		
	Profit before taxes	<b>873.48</b>	735.07
	<b>Adjustments for:</b>		
	Depreciation and amortization expense	400.86	374.01
	Fixed Assets retired by scraping	11.71	0.13
	Gain/(loss) on Physical Inventory	0.01	(1.03)
	Interest and finance charges	530.71	597.37
	Interest Income from investment & deposits	(46.87)	(9.95)
	CSR expenditure	13.24	3.01
	<b>Operating profit before working capital changes</b>	<b>1,783.13</b>	1,698.60
	Adjustments for:		
	Trade receivable	281.77	127.80
	Inventory	22.62	(56.57)
	Other financial and non financial assets	(7.65)	23.11
	Trade and other payables	2.30	(16.19)
	Other financial and non financial liabilities	498.28	60.09
	<b>Cash generated from operations</b>	<b>2,580.45</b>	1,836.85
	Taxes Paid	(2.81)	9.98
	CSR expenditure	(13.24)	(3.01)
	<b>Net cash flow from operating activities</b>	<b>2,564.40</b>	1,843.82
<b>B</b>	<b>CASH FLOW FROM INVESTING ACTIVITIES</b>		
	Payments for purchase of fixed assets	(540.21)	(378.16)
	Interest received	17.06	13.08
	Payment from FD	(643.13)	133.29
	Payment for Investment	(144.15)	(96.63)
	<b>Net cash used in investing activities</b>	<b>(1,310.43)</b>	(328.42)
<b>C</b>	<b>CASH FLOW FROM FINANCING ACTIVITIES</b>		
	Issue of shares	188.00	38.00
	Dividends paid to owners of the Company	(111.85)	(103.37)
	Proceeds from borrowings	(541.61)	(829.74)
	Interest paid	(568.67)	(622.57)
	Repayment of other financial liabilities		
	<b>Net cash flows from financing activities</b>	<b>(1,034.13)</b>	(1,517.68)



**ODISHA POWER GENERATION CORPORATION LIMITED**  
**CONSOLIDATED STATEMENT OF CASH FLOWS FOR THE YEAR ENDED 31 MARCH 2025**

(Rupees in Cr)

Particulars	For the Year ended 31 March 2025	For the Year ended 31 March 2024
Net Increase/(decrease) in cash or cash equivalents	219.84	(2.28)
Cash and cash equivalents at the beginning of the Year	1.09	3.38
Cash and cash equivalents at the end of the year	220.93	1.09

**Notes forming part of the Financial Statements**

**Note No. 1-46**

- (i) Cash and cash equivalents consist of cheques, drafts, stamps in hand, balances with banks and deposits with original maturity of upto three months.
- (ii) Reconciliation of cash and cash equivalents is shown at Note 12
- (iii) Figures in brackets are cash outflows / incomes as the case may be.
- (iv) Previous years figures have been rearranged / regrouped wherever necessary to confirm to current year classification.

In terms of our report attached.

For Anil Mihir & Associates

Chartered Accountants

Firm Reg No: 303038E

For and on behalf of the Board



(CA Mihir Kumar Sahu)

Partner

Membership No.053968

Place : Bhubaneswar

Date : 5/3/25



(Gagan Bihari Swain)

Director (Finance)

DIN:07687872



(Kedar Ranjan Pandu)

Managing Director

DIN:100937847



(Basant Kumar Sahoo)

Company Secretary



## Notes forming part of Consolidated Standalone Financial Statements

### 1. Group Information and Material Accounting Policy Information

**A. General Corporate Information:** Odisha Power Generation Corporation Limited ("the Company") with its registered office at Bhubaneswar, Odisha, India. The Company primarily generates and makes bulk supply of power by establishing, operating & maintaining power generating stations. The Group's Consolidated financial statements are approved by the Board of Directors and authorized for issue on 20.06.2025.

**B. Material Accounting Policies:** A summary of the material accounting policies applied by the Group in the preparation of the Consolidated financial statements are as given below. These accounting policies have been applied consistently to all periods presented in the financial statements. It allows for an understanding as to how material transactions, other events and conditions are reported. It also describes: (a) judgements, apart from those involving estimations, that management makes in applying the policies that have the most significant effect on the amounts recognized in the Financial Statements; and (b) estimations, including assumptions about the future, that management makes in applying the policies.

The Group have elected to utilize the option under Ind AS 101- 'First time adoption of Indian Accounting Standards' by not applying the provisions of Ind AS 16- 'Property, plant and equipment' & Ind AS 38- 'Intangible assets' retrospectively and continue to use the previous GAAP carrying amount as a deemed cost under Ind AS at the date of transition to Ind AS i.e. 1<sup>st</sup> April 2015. Therefore, the carrying amount of property, plant and equipment and intangible assets as per the previous GAAP as at 1 April 2015, i.e. the Group's date of transition to Ind AS, were maintained on transition to Ind AS.

#### C. Basis of preparation

- (i) **Compliance with Ind AS and Schedule III of the Companies Act, 2013:** The consolidated financial statements of the Group is prepared in accordance with Indian Accounting Standards (Ind AS) notified under the Companies (Indian Accounting Standards) Rules, 2015 (as amended) read with section 133 of Companies Act, 2013 and presentation requirements of Schedule III to the Companies Act, 2013 (as amended).
- (ii) **Basis of Measurement:** The consolidated financial statements have been prepared under the historical cost convention with the exception of certain assets and liabilities that are required to be carried at fair values by Ind AS. Fair value is the price that would be received to sell an asset or paid to transfer a liability in an orderly transaction between market participants at the measurement date
- (iii) **Functional and presentation currency:** The functional and presentation currency of the Group is Indian Rupee ("INR") which is the currency of the primary economic environment in which the Group operates. Figures are taken from the source and rounded to the nearest crores (up to two decimals), except when indicated otherwise.





- (iv) **Classification of Current / Non-Current Assets and liabilities:** All assets and liabilities have been classified as current or non-current as per Group's operating cycle and other criteria set out in Schedule-III of the Companies Act 2013. Based on the nature of business, the Group has ascertained its operating cycle as 12 months for the purpose of current or noncurrent classification of assets and liabilities. Deferred tax assets and liabilities are classified as non-current on net basis.

**D. Recent pronouncements**

Ministry of Corporate Affairs ("MCA") notifies new standards or amendments to the existing standards under Companies (Indian Accounting Standards) Rules as issued from time to time. For the year ended March 31, 2025, MCA has not notified any new standards or amendments to the existing standards applicable to the Group.

**D. Use of estimates and critical accounting judgments:** The consolidated financial statements have been prepared based on estimates and assumptions in conformity with the recognition and measurement principles of Ind AS. In preparation of financial statements, the Group makes judgments, estimates and assumptions that may impact the application of accounting policies and the reported value of assets, liabilities, income, expenses and related disclosures concerning the items involved as well as contingent assets and liabilities at the balance sheet date. The estimates and management's judgments are based on historical experience and other factors considered reasonable and prudent in the circumstances. They are formulated when the carrying amount of assets and liabilities is not easily determined from other sources. Actual results may differ from these estimates. The estimates and underlying assumptions are reviewed on an ongoing basis. Revisions to accounting estimates are recognized in the period in which the estimates are revised and any future periods affected. Significant judgements and estimates relating to the carrying amount of assets and liabilities, while evaluating / assessing useful lives of property, plant and equipment, impairment of property, plant and equipment, impairment of investments, provision for employee benefits and other provisions, recoverability of deferred tax assets, commitments and contingencies is considered. Key sources of estimation of uncertainty at the reporting date, which may cause a material adjustment to the carrying amounts of assets and liabilities for future years.

- 1. Cash and cash equivalent:** Cash and cash equivalents in the balance sheet comprises of cash at banks, cash in hand and short-term deposits with original maturity of three months or less, which are subject to an insignificant risk of changes in value, unrestricted for withdrawal and usage.
- 2. Cash Flow Statement:** Consolidated Cash flow is reported using the indirect method, where by profit / (loss) before extra-ordinary items and tax is adjusted for the effect of transactions of non-cash nature and any deferrals or accruals of past or future cash receipts or payments. For the purposes of the Cash Flow Statement, cash and cash equivalents as defined above is the net of outstanding bank overdrafts. In the balance sheet, the bank overdrafts are shown under borrowings in current liabilities.



3. **Basis of consolidation:** The consolidated financial statements incorporate the financial statements of the Group and entities controlled by the Group i.e. its subsidiaries. It also includes the Group's share of profits, net assets and retained post-acquisition reserves of joint arrangements and associates that are consolidated using the equity or proportionate method of consolidation, as applicable.

Control is achieved when the Group is exposed to, or has rights to the variable returns of the entity and the ability to affect those returns through its power over the entity. The results of subsidiaries, joint arrangements and associates acquired or disposed of during the year are included in the consolidated statement of profit and loss from the effective date of acquisition or up to the effective date of disposal, as appropriate. Wherever necessary, adjustments are made to the financial statements of subsidiaries, joint arrangements and associates to bring their accounting policies in line with those used by other members of the Group., less any impairment in net recoverable value that has been recognised in profit or loss.

**Interest in joint arrangements**

A joint arrangement is a contractual arrangement whereby the Group and other parties undertake an economic activity where the strategic financial and operating policy decisions relating to the activities of the joint arrangement require the unanimous consent of the parties sharing control.

Where Group entity undertakes its activities under joint arrangements directly, the Group's share of jointly controlled assets and any liabilities incurred jointly with other parties are recognized in its financial statements and classified according to their nature. Liabilities and expenses incurred directly in respect of interests in jointly controlled assets are accounted for on the accrual basis. Income from the sale or use of the Group's share of the output of jointly controlled assets, and its share of joint arrangements expenses, are recognized when it is probable that the economic benefits associated with the transactions will flow to the Group and their amount can be measured reliably.

**4. Property, Plant and Equipment and Intangible Assets (Other than goodwill)**

**4.1 Tangible Assets:**

- i. Property, plant and equipment (PPE) held for use in the production or/ and supply of goods or services, or for administrative purposes, are measured at cost, less any subsequent accumulated depreciation and impairment loss, if any. Such cost comprises purchase price (net of recoverable taxes, trade discount and rebate etc.), borrowing cost, and any cost directly attributable to bringing the assets to its location and condition for intended use.
- ii. Expenditure incurred on development of freehold land is capitalized as part of the cost of the land. Deposits, payments / liabilities made provisionally towards compensation, rehabilitation and other expenses relatable to land in possession are treated as cost of land.
- iii. In case of self-constructed assets, cost includes the costs of all materials used in construction, direct labour, allocation of overheads, borrowing costs if any



attributable to such construction.

- iv. Deposit works/cost plus contracts are accounted for on the basis of statements of account received from the contractors and verified & accepted by the Group.
- v. In the case of assets put to use, where final settlement of bills with contractors are yet to be effected, capitalization is done on provisional basis subject to necessary adjustment, if any, in the year of final settlement.
- vi. Unsettled liabilities for price variation in case of contracts are accounted for on estimated basis as per terms of the contracts.
- vii. Assets and systems common to more than one generating unit are capitalized on the basis of engineering estimates / assessments.
- viii. Spare parts having unit value of more than Rs 5 lakh that meets the criteria for recognition as PPE are recognized as PPE. Other spare parts are carried as inventory and recognised in the statement of profit and loss on consumption.

#### **4.2 Intangible Assets:**

- (i) Intangible assets acquired are reported at cost less accumulated amortization and accumulated impairment losses. Intangible assets having finite useful lives are amortized over their estimated useful lives, whereas intangibles assets having infinite useful lives is not amortized. The estimated useful life and amortization method are reviewed at the end of each annual reporting period, with the effect of any changes in estimate being accounted for on a prospective basis.

#### **4.3 Subsequent expenditure:**

- (i) Subsequent costs are included in the assets carrying amount or recognized as a separate asset, as appropriate, only when it is probable that future economic benefits associated with the item will flow to the entity and the cost of the item can be measured reliably.
- (ii) Expenditure on major maintenance or repairs including cost of replacing the parts of assets and overhaul costs where it is probable that future economic benefits associated with the item will be available to the Group, are capitalized and the carrying amount of the item so replaced is derecognized.
- (iii) Similarly, overhaul costs associated with major maintenance are capitalized and depreciated over their useful lives where it is probable that future economic benefits will be available and any remaining carrying amounts of the cost of previous overhauls are derecognized.
- (iv) The costs of the day-to-day servicing of PPE is recognized in the statement of profit and loss as incurred.

#### **4.4 Decommissioning costs**

- (i) The present value of the expected cost for the decommissioning of the asset after its use is included in the cost of the respective asset if the recognition criteria for a provision are met.

#### **4.5 Capital work-in-progress**

- (i) Expenditure incurred on construction of assets which are not ready for their intended use are carried at cost less impairment (if any) under Capital Work-in-



progress. The cost includes purchase cost of materials / equipment's duties and nonrefundable taxes, any directly attributable costs and Interest on borrowings used to finance the construction of assets.

- (ii) Capital expenditure on assets not owned by the Group related to generation of electricity business is reflected as a distinct item in capital work-in-progress till the period of completion and ready for the intended use and, thereafter, under Property, plant and equipment. However, similar expenditure for CSR / community development is charged off to revenue.
- (iii) Expenses for assessment of new potential projects incurred till and for the purpose of making investment decision are charged to revenue.
- (iv) Expenses incurred relating to project, net of income earned during project development stage prior to its intended use are considered as expenditure during construction / trial run and disclosed under Capital-Work-In-Progress.

#### 4.6 Depreciation and Amortization:

- (i) Depreciation is recognized in statement of profit and loss on a straight-line basis over the estimated useful lives of each part of an item of PPE.
- (ii) Freehold Land is not depreciated.
- (iii) Premium paid on leasehold land including land development and rehabilitation expense are amortized over 30 years by taking its useful life.
- (iv) Capital expenditure on assets laid on land not owned by the Group as mentioned above is amortized over a period of its useful life.
- (v) Depreciation is provided on a straight-line basis over the useful lives of assets, which is in accordance with Schedule II of Companies Act, 2013 or based upon technical estimate made by the Group.
- (vi) Depreciation on the following assets is provided over estimated useful life as ascertained based on internal assessment and independent technical evaluation that the useful lives as best represent the period over which Group expects to use these assets. Hence the useful lives for these assets are different from the useful life as prescribed under part C of Schedule II of the Companies Act 2013:

#### Tangible Assets:

Particulars	Depreciation / amortization
Plant & Equipment (BTG & BOP)	Over a period of 30 years
MGR Track and Railway siding	Over a period of 30 years
Leasehold Land	Over the lease period or 30 years whichever is less. In absence of finalization of lease period, amortization made over a period of 30 years.
Ash Ponds	Over remaining period of useful life, evaluated on the basis of technical estimate made annually which includes the estimates of generation, utilization and increase of capacity in future years.
Porta Cabin	Over a period of five years



Tools and Tackles	Over a period of five years
CMT Colony Buildings	Over a period of 30 Years

#### Intangible Assets

Computer software / Licenses	Over a period of legal right to use subject to maximum ten years.
------------------------------	---

- (vii) The estimated useful lives and residual values are reviewed at each year end, with the effect of any changes in estimate, accounted for on a prospective basis. Each component of an item of property, plant and equipment with a cost that is significant in relation to the total cost of that item is depreciated separately if its useful life differs from the others components of the asset.
- (viii) PPE including tools and tackles costing up to Rs. 5,000 (Five Thousand Only) are fully depreciated in the year in which it is for put to use.
- (ix) Physical verification of Fixed Assets is undertaken in a phased manner by the management on yearly basis. The discrepancies noticed, if any, are accounted for in the year in which such differences are found.

#### 4.7 Disposal and derecognition of assets

- (i) An item of PPE and intangible asset is derecognized upon disposal or when no future economic benefits are expected to arise from the continued use of the asset. Any gain or loss arising on the disposal or retirement of an item of PPE is determined as the difference between the proceeds from disposal, if any and the carrying amount of the asset and is recognized in profit or loss

#### 4.8 Impairment of tangible and intangible assets

- (i) At the end of each reporting period, the Group reviews the carrying amounts of its tangible and intangible assets to determine whether there is any indication that those assets have suffered an impairment loss. If any such indication exists, the recoverable amount of asset is reviewed in order to determine the extent of the impairment loss if any.
- (ii) Where an asset does not generate cash flows that are largely independent of those from other assets, the Group estimates the recoverable amount of the cash generating unit (CGU) to which the asset belongs. Thermal Power Plant and each Mini Hydel Project are separately considered as cash generating units for determination of impairment of assets.
- (iii) Intangible assets with an indefinite useful life are tested for impairment annually and whenever there is an indication that the assets may be impaired.
- (iv) Recoverable amount is the higher of fair value less cost to sell and value in use. In assessing value in use, the estimated future cash flows are discounted to their present value using a pre-tax discount rate, that reflects current market assessments of time value of money and the risks specific to the asset for which the estimation of future cash flows have not been adjusted.





- (v) An impairment loss is recognized in the statement of profit and loss as and when the carrying amount of an asset exceeds its recoverable amount.
- (vi) When an impairment loss subsequently reverses, the carrying amount of asset (or cash generating unit) is increased to the revised estimate of its recoverable amount so that the increased carrying amount does not exceed the carrying amount that would have been determined if there had no impairment loss been recognized for the asset (or a cash generating unit) in prior year.
- (vii) A reversal of an impairment loss is recognized in the statement of profit and loss immediately.

#### **4.9 Foreign Currency Transactions**

- (i) Transactions in foreign currencies are initially recorded in reporting currency i.e. Indian Rupees, using the exchange rates prevailing on the dates of the transactions. Monetary assets and liabilities denominated in foreign currencies are retranslated at the rates of exchange prevailing at the end of the reporting period. Non-monetary items are measured at historical cost.
- (ii) Exchange differences arising on monetary items are recognized in the statement of profit and loss in the period in which they arise.

#### **4.10 Provisions, Contingent Liabilities and Contingent Asset**

- (i) Provisions are recognized when the Group has a present obligation (legal or constructive) as a result of a past event which is expected to result in an outflow of resources embodying economic benefits which can be reliably estimated.
- (ii) The amount recognized as a provision is the best estimate of the expenditure required to settle the present obligation at the balance sheet date, taking into account the risks and uncertainties surrounding the obligation. When appropriate, provisions are measured on a discounted basis, the discount rate used is a pre-tax rate that reflects current market assessments of the time value of money in that jurisdiction and the risks specific to that liability.
- (iii) Contingent liabilities are disclosed when there is a possible obligation arising from past events, the existence of which will be confirmed only by the occurrence or non-occurrence of one or more uncertain future events not wholly within the control of the Group or a present obligation that arises from past events where it is either not probable that an outflow of resources will be required to settle or a reliable estimate of the amount cannot be made.
- (iv) Contingent assets are possible assets that arise from past events and whose existence will be confirmed only by the occurrence or non-occurrence of one or more uncertain future events not wholly within the control of the Group. Contingent assets are disclosed in the financial statements when inflow of economic benefits is probable on the basis of judgment of management. These are assessed continually to ensure that developments are appropriately reflected in the financial statements.



**Onerous contracts**

- (i) A provision for onerous contracts is recognized when the expected benefits to be derived by the Group from a contract are lower than the unavoidable cost of meeting its obligations under the contract. The provision is measured at the present value of the lower of the expected cost of terminating the contract and the expected net cost of continuing with the contract.

**Restoration, rehabilitation and decommissioning**

- (i) An obligation to incur restoration, rehabilitation and environmental costs arises when environmental disturbance is caused by the development or ongoing production of power and other manufacturing facilities.
- (ii) If recognized, such costs are discounted to net present value and are provided for and a corresponding amount is capitalized at the start of each project, as soon as the obligation to incur such costs arises. These costs are charged to the statement of profit or loss over the life of the operation through the depreciation of the asset and the unwinding of the discount on the provision. The cost estimates are reviewed periodically and are adjusted to reflect known developments which may have an impact on the cost estimates or life of operations. The cost of the related asset is adjusted for changes in the provision due to factors such as updated cost estimates, changes to lives of operations, new disturbance and revisions to discount rates. The adjusted cost of the asset is depreciated prospectively over the lives of the assets to which they relate. The unwinding of the discount is shown as finance and other cost in the statement of profit or loss.

**Environmental liabilities**

- (i) Environment liabilities are recognized when the Group becomes obliged, legally or constructively to rectify environmental damage or perform remediation work.

**Litigation**

- (i) Provision is recognized once it has been established that the Group has a present obligation based on consideration of the information which becomes available up to the date on which the Group's financial statements are finalized.

**4.11 Leases**

- (i) The Group determines whether an arrangement contains a lease by assessing whether the fulfilment of a transaction is dependent on the use of a specific asset and whether the transaction conveys the right to use that asset to the Group in return for payment. Where this occurs, the arrangement is deemed to include a lease and is accounted for accordingly.
- (ii) Leases are classified as finance leases whenever the terms of the lease transfers substantially all the risks and rewards of ownership to the lessee. All other leases are classified as operating leases.



**The Group as lessee:**

- a. The Group's lease asset classes primarily consist of leases for land, plant & equipment, buildings and offices. The Group assesses whether a contract contains a lease, at the inception of a contract. Assets held under finance leases are initially recognised as assets of the Group at their fair value at the inception of the lease or, if lower, at the present value of the minimum lease payments. The corresponding liability to the lessor is included in the balance sheet as a finance lease obligation. For short-term leases, non-lease components and lease of low value assets, the Group recognizes the lease rental payments as an operating expense.
- b. Certain lease arrangements include the options to extend or terminate the lease before the end of the lease term. ROU assets and lease liabilities includes these options when it is reasonably certain that they will be exercised. The right-of-use assets are initially recognized at cost, which comprises the initial amount of the lease liability adjusted for any lease payments made at or prior to the commencement date of the lease plus any initial direct costs. They are subsequently measured at cost less accumulated depreciation and impairment losses, if any. An impairment loss is recognized where applicable, when the carrying value of ROU assets of cash generating units exceeds its fair value or value in use, whichever is higher.
- c. Right-of-use assets are depreciated from the commencement date on a straight-line basis over the lease term. The lease liabilities are initially measured at the present value of the future lease payments.

**The Group as lessor:**

- a. Leases for which the Group is a lessor is classified as a finance or operating lease. Whenever the terms of the lease transfer substantially all the risks and rewards of ownership to the lessee, the contract is classified as a finance lease.
- b. All other leases are classified as operating leases.  
A lease is classified as a finance or an operating lease as applicable.

Operating lease: Rental income from operating leases is recognized in the statement of profit and loss on a straight-line basis over the term of the relevant lease unless another systematic basis is more representative of the time pattern in which economic benefits from the leased asset is diminished. Initial direct costs incurred in negotiating and arranging an operating lease are added to the carrying amount of the leased asset and recognized on a straight-line basis over the lease term.

Finance lease: When assets are leased out under a finance lease, the present value of the minimum lease payments is recognized as a receivable. The difference between the gross receivable and the present value of the receivable is recognized as an unearned finance income. Lease income is recognized over the term of the lease using the net investment method before tax, which reflects a constant periodic rate of return.



#### 4.12 Inventories

- (i) Cost of Inventories includes purchase price, nonrefundable taxes & duties and other directly attributable costs incurred in bringing the same to their present location and condition.
- (ii) Inventories of construction materials, raw materials, stores, chemicals, spare parts and loose tools are valued at lower of cost determined on weighted average basis and net realizable value. Materials in transit and materials pending for inspection are valued at cost.
- (iii) The diminution in the value of unserviceable, obsolete and surplus stores and spares is ascertained on the basis of annual review and provided for in the statement of profit and loss.
- (iv) Transit and handling losses /gain arises on physical verification including carpeting of coal are included in the cost of coal. Carpeting of coal during pre-commissioning period is treated as inventory and charged off to cost in the first year of operation.
- (v) Handling losses including sludge of oil as per Group norms are included in the cost of oil.

#### 4.13 Trade receivable

- (i) Trade receivables are amounts due from customers for sale of power in the ordinary course of business.
- (ii) Trade receivables are measured at their transaction price unless it contains a significant financing component in accordance with Ind AS 115 (or when the entity applies the practical expedient) or pricing adjustments embedded in the contract. Loss allowance for expected life time credit loss is recognized on initial recognition.

#### 4.14 Financial Instruments

Financial assets and liabilities (together Financial Instruments) are recognized when the Group becomes a party to the contractual provisions of the instrument. Financial assets and liabilities are initially measured at fair value. Transaction cost that are directly attributable to the acquisition or issue of financial assets and financial liabilities (other than financial assets and financial liabilities at fair value through profit or loss) are added to or deducted from the fair value measured on initial recognition of financial asset or financial liabilities.

- (i) **Financial assets at amortized cost:** Financial assets are subsequently measured at amortized costs if these financial assets are held within a business model whose objective is to hold these assets in order to collect contractual cash flows and the contractual terms of the financial assets give rise on specified dates to cash flows that are solely payments of principal and interest on the principal amount outstanding.
- (ii) **Financial assets at fair value through other comprehensive income (FVTOCI):** Financial assets are measured at fair value through other comprehensive income if these financial assets are held within a business model whose objective is achieved by both collecting contractual cash flows and selling financial assets and contractual term of the financial assets give rise on specified days to cash flows that are solely payment of principals and the interest on principal amount outstanding.



- (iii) **Financial assets at Fair value through Profit or loss (FVTPL):** Financial assets are measured at fair value through profit or loss unless it is measured at amortized cost or at fair value through other comprehensive item on initial recognition. The transaction cost directly attributable to the acquisition of financial assets and liabilities at fair value through profit or loss are immediately recognized in the statement of profit or loss.
- (iv) **Financial liabilities and equity instruments issued by the Group**
- a. **Financial Liabilities**
- Trade and other payables are initially measured at fair value, net of transaction costs, and are subsequently measured at amortized cost, using the effective interest rate method.
- b. **Other financial liabilities are measured at amortized cost using the effective interest method:**
- Equity instruments:**
- An equity instrument is any contract that evidences a residual interest in the assets of an entity after deducting all of its liabilities. Equity instruments issued by the Group are recognized at the proceeds received, net of direct issue costs.
- Compound instruments:**
- The component parts of compound instruments (convertible instruments) issued by the Group are classified separately as financial liabilities and equity in accordance with the substance of the contractual arrangement. At the date of issue, the fair value of the liability component is estimated using the prevailing market interest rate for a similar non-convertible instrument. This amount is recorded as a liability on an amortized cost basis using the effective interest method until extinguished upon conversion or at the instrument's maturity date. The equity component is determined by deducting the amount of the liability component from the fair value of the compound instrument as a whole. This is recognized and included in equity, net of income tax effects, and is not subsequently re-measured.
- (v) **Financial guarantee contract liabilities:**
- Financial guarantee contract liabilities are initially measured at their fair values and, if not designated as at FVTPL, are subsequently measured at the higher of:
- the amount of the obligation under the contract, as determined in accordance with IND AS 37 - Provisions, Contingent Liabilities and Contingent Assets; and
  - the amount initially recognized less, where appropriate, cumulative amortization recognized in accordance with the revenue recognition policies.
- (vi) **Derecognition of financial assets:**
- The Group derecognizes a financial asset only when the contractual rights to the cash flows from the asset expire, or when it transfers the financial asset and substantially all the risks and rewards of ownership of the asset to another entity.





(vii) **Impairment of financial assets:**

At each reporting date, the Group assess whether the credit risk on a financial instrument has increased significantly since initial recognition. If, at the reporting date, the credit risk on a financial instrument has not increased significantly since initial recognition, the Group measures the loss allowance for that financial instrument at an amount equal to 12-month expected credit losses. If the credit risk on that financial instrument has increased significantly since initial recognition, the Group measures the loss allowance for a financial instrument at an amount equal to the lifetime expected credit losses. The amount of expected credit losses (or reversal) that is required to adjust the loss allowance at the reporting date is recognized as an impairment gain or loss in the statement of profit and loss.

(viii) **Derecognition of financial liability:**

The Group derecognizes financial liabilities when, and only when, the Group's obligations are discharged, cancelled or they expire.

(ix) **Offsetting financial instruments:**

Financial assets and liabilities are offset and the net amount reported in the balance sheet when there is a legally enforceable right to offset the recognized amounts and there is an intention to settle on a net basis or realize the asset and settle the liability simultaneously. The legally enforceable right must not be contingent on future events and must be enforceable in the normal course of business.

**4.15 Borrowing cost**

- (i) Borrowing Costs comprise interest expenses, applicable gain / loss on foreign currency borrowings in appropriate cases and other borrowing costs. Interest expense arising from financial liabilities is accounted for under effective interest rate method.
- (ii) Borrowing costs directly attributable to the acquisition, construction or production of qualifying assets are added to the cost of those assets, until such time as the assets is substantially ready for their intended use.
- (iii) A qualifying asset is an asset that necessarily takes a substantial period of time to get ready for their intended use. The Group considers a period of twelve months or more as a substantial period of time.
- (iv) When the Group borrows funds specifically for the purpose of obtaining a qualifying asset, the borrowing costs incurred are capitalised. When Group borrows funds generally and uses them for the purpose of obtaining a qualifying asset, the capitalisation of the borrowing costs is computed based on the weighted average cost of general borrowing that are outstanding during the period and used for the acquisition, construction/exploration or erection of the qualifying asset.
- (v) Capitalisation of borrowing costs ceases when substantially all the activities necessary to prepare the qualifying assets for their intended uses are complete.
- (vi) All other borrowing costs are recognized in the statement of profit and loss in the period in which they are incurred.



**4.16 Accounting for Government grants / Grants in Aid** Government grants are recognized when there is reasonable assurance that we will comply with the conditions attaching to them will be complied and that the grants will be received.

- (i) Government grants are recognized in the statement of profit and loss on a systematic basis over the periods in which the Group recognizes as expenses the related costs for which the grants are intended to compensate.
- (ii) Government grants whose primary condition is that the Group should purchase, construct or otherwise acquire non-current assets are recognized in the balance sheet by setting up the grant as deferred income.
- (iii) Other government grants (grants related to income) are recognized as income over the periods necessary to match them with the costs for which they are intended to compensate, on a systematic basis.
- (iv) Government grants that are receivable as compensation for expenses or losses already incurred or for the purpose of providing immediate financial support within future related costs are recognized in the statement of profit and loss in the period in which they become receivable.
- (v) Grants related to income are presented under other income in the statement of profit and loss except for grants received in the form of rebate or exemption which are deducted in reporting the related expense.
- (vi) The benefit of a government loan at a below-market rate of interest is treated as a government grant, measured as the difference between proceeds received and the fair value of the loan based on prevailing market interest rates.

**4.17 Employee Benefits**

**Short-term employee benefits:**

Liability in respect of short-term employee benefit is recognized at the undiscounted amount of the benefits expected to be paid in respect of service rendered by employee in an accounting period.

**Post-employment benefits:**

- (i) **Defined Contribution Plans:** Those plans where the Group pays fixed contributions to a fund managed by independent trust. Contributions are paid in return for services rendered by employees during the year. The Group has no legal or constructive obligations to pay further contributions if the fund does not hold sufficient assets to pay employee benefits. The Group pays fixed contribution to Provident Fund at predetermined rates to a separate trust, which invests the funds in permitted securities. The contributions to the fund for the year are recognized as expense and are charged to the statement of profit and loss. The obligation of the Group is to make such fixed contributions and to ensure a minimum rate of return to the members as specified by the Government of India.
- (ii) **Defined Benefit Plans:** Those post-employment benefit plans other than a defined contribution plan. The gratuity schemes are funded by the Group and are managed by separate trusts. The present values of these defined benefit plans are ascertained by an independent Actuary on each balance sheet date



using the Projected Unit Credit Method as per requirement of Ind AS 19 – Employee Benefits. Re-measurement gains and losses of the net defined benefit liability/ (asset) are recognized immediately in other comprehensive income. The service cost, net interest on the net defined benefit liability / (asset) is treated as a net expense within employment costs. Past service cost is recognized as an expense when the plan amendment or curtailment occurs or when any related restructuring costs or termination benefits are recognized, whichever is earlier.

The retirement benefit obligation recognized in the balance sheet represents the present value of the defined-benefit obligation as reduced by the fair value plan assets.

**Long-term employee benefits (unfunded):**

These benefits include liabilities towards leave benefits (including compensated absence which are not expected to occur within twelve months after the end of the period in which the employee renders the related service) and two months last drawn salary to meet travelling expenses payable in case of retirement on superannuation or death. The present value of obligation against long term employee benefits is ascertained on each balance sheet date by an independent actuary using Projected Unit Credit Method as per requirement of Ind AS 19 – Employee Benefits. All actuarial gains and losses and past service cost are recognized in the statement of profit and loss in the period in which they arise.

As per the Group's policy, part of the employees are paid six months last drawn salary as one-time financial benefit toward pension on retirement. The present value of obligation against long term employee benefits is ascertained on each balance sheet date by an independent actuary using Projected Unit Credit Method as per requirement of Ind AS 19 – Employee Benefits. All actuarial gains and losses and past service cost are recognized in the statement of profit and loss in the period in which they arise.

Expenses on leave travel concession, leave salary including pension contribution (employees on deputation) are accounted for on cash basis following materiality concept.

**4.18 Tax Expenses**

- (i) The tax currently payable is based on taxable profit for the year. Taxable profit differs from net profit as reported in profit or loss because it excludes items of income or expense that are taxable or deductible in other years and it further excludes items that are never taxable or deductible. The Group's liability for current tax is calculated using tax rates that have been enacted or substantively enacted by the end of the reporting period.
- (ii) A provision is recognised for those matters for which the tax determination is uncertain but it is considered probable that there will be a future outflow of funds to a tax authority. The provisions are measured at the best estimate of the amount expected to become payable. The assessment is based on the judgement of tax professionals within the Group supported by previous experience in respect of such activities and in certain cases based on specialist



independent tax advice.

- (iii) Deferred tax assets and liabilities are recognised on temporary differences between the carrying amounts of assets and liabilities and the amounts used for taxation purposes (tax base), at the tax rates and tax laws enacted or substantively enacted by the end of the reporting period. Deferred tax assets are recognised for all deductible temporary differences to the extent it is probable that taxable profit will be available against which the deductible temporary differences can be utilized

#### 4.19 Revenue Recognition

- (i) Effective 1 April 2018, the Group has adopted Ind AS 115 "Revenue from Contracts with Customers" using the cumulative effect method, applied to the contracts that were not completed as of 1 April 2018 and therefore the comparatives have not been restated and continues to be reported as per Ind AS 18 "Revenue".
- (ii) The Group's operations in India are regulated under the Electricity Act, 2003 and Odisha Electricity Regulatory Commission ("OERC") determines the major part of tariff for the power plants.
- (iii) Revenue from the sale of electrical energy which is regulated based on certain formulae and parameters set out in tariff regulations issued from time to time. Tariff is based on the cost incurred for a specific power plant and primarily comprises two components: capacity charge i.e. a fixed charge, that includes depreciation, cost of capital, return on equity, interest on working capital, operation & maintenance expenses, interest on loan and energy charge i.e. a variable charge primarily based on fuel costs.
- (iv) Revenue is measured based on the consideration that is specified in a contract with a customer or is expected to be received in exchange for the products or services and excludes amounts collected on behalf of third parties. The Group recognises revenue when (or as) the performance obligation is satisfied, which typically occurs when (or as) control over the products or services is transferred to a customer.
- (v) In the comparative period, revenue from the sale of energy was measured at the fair value of the consideration received or receivable. Revenue was recognised when the significant risks and rewards of ownership had been transferred to the buyer, recovery of the consideration was probable, the associated costs could be estimated reliably, there was no continuing management involvement, and the amount of revenue could be measured reliably.
- (vi) Revenue from sale of energy is accounted for based on tariff rates approved by the OERC (except items indicated as provisional) or as modified by the orders of higher Appellate authority for Electricity to the extent applicable and best management estimates wherever needed. Revenue from sale of energy is recognised once the electricity has been delivered to the beneficiary and is measured through a regular review of usage meters. Beneficiaries are billed on a periodic and regular basis. As at each reporting date, revenue from sale of



energy includes an accrual for sales delivered to beneficiaries but not yet billed i.e. unbilled revenue.

- (vii) The incentives/disincentives are accounted for based on the norms notified/approved by the OERC as per principles enunciated in Ind AS 115.
- (viii) Revenue from sale of energy through trading is recognized based on the rates, term & condition mutually agreed with the beneficiaries and/or revenue earned through trading in power exchanges.
- (ix) Delayed Payment Surcharge for late payment/ overdue trade receivables against sale of energy is recognized when there is no significant uncertainty as to measurability or collectability exists.
- (x) Rebates allowed to beneficiaries as early payment incentives are deducted from the amount of revenue.
- (xi) Other Income: Rent, Interest / surcharge recoverable on advances to suppliers as well as warranty claims / liquidated damages is recognized when there is no significant uncertainty about collectability exists or accepted by other party.
- (xii) Dividend Income: Dividend income from investments is recognized when the shareholder's rights to receive payment have been established.
- (xiii) Interest Income: Interest income from a financial asset is recognized when it is probable that the economic benefits will flow to the Group and the amount of income can be measured reliably. Interest income is accrued on a time proportion basis, by reference to the principal outstanding and the effective interest rate applicable. The effective interest rate applicable which is the rate that exactly discounts estimated future cash receipts through the expected life of the financial asset to that asset's net carrying amount on initial recognition.

#### **4.20 Exceptional items:**

Exceptional items are items of income and expenses within profit or loss from ordinary activities but of such size, nature or incidence whose disclosure is felt necessary for better explanation of the performance of the Group.

#### **4.21 Restatement of material error / omissions**

Incomes / expenditure relating to prior period of non-material nature i.e. below Rs.5 lakh is not considered for restatement.

#### **4.22 Critical accounting judgments and key sources of estimation uncertainty**

- (i) In the application of the Group's accounting policies, which are described in Note-2 the management of the Group is required to make judgments, estimates and assumptions about the carrying amounts of assets and liabilities that are not readily apparent from other sources. The estimates and associated assumptions are based on historical experience and other factors that are considered to be relevant. Actual results may differ from these estimates.
- (ii) The estimates and underlying assumptions are reviewed on an ongoing basis. Revisions to accounting estimates are recognized in the period in which the estimate is revised.
- (iii) The following are the critical judgments, apart from those involving estimations (see point "b" below), that the management have made in the process of applying






the Group's accounting policies and that have the most significant effect on the amounts recognized in the financial statements:

- a. **Financial assets at amortized cost:** The management has reviewed the Group's financial assets at amortized cost in the light of its business model and has confirmed the Group's positive intention and ability to hold these financial assets to collect contractual cash flows.
- b. **Key sources of estimation uncertainty:** The following are the key assumptions concerning the future, and other key sources of estimation of uncertainty at the end of the reporting period that may have a significant risk of causing a material adjustment to the carrying amounts of assets and liabilities within the next financial year:
  - i. **Impairment of investments:** The Group reviews the carrying value of investments carried at amortized cost annually, or more frequently when there is indication for impairment. If the recoverable amount is less than the carrying amount, the impairment loss is accounted for.
  - ii. **Provisions:** Provisions (excluding retirement benefits and compensated absences) are not discounted to its present value and are determined based on best estimate required to settle the obligation at the balance sheet date. These are reviewed at each balance sheet date adjusted to reflect the current best estimates.
  - iii. **Contingent liabilities:** Contingent liabilities arising from past events the existence of which would be confirmed only on occurrence or non-occurrence of one or more future uncertain events not wholly within the control of the Group or contingent liabilities where there is a present obligation but it is not probable that economic benefits would be required to settle the obligations are disclosed in the financial statements unless the possibility of any outflow in settlement is remote.
  - iv. **Fair value measurements and valuation processes:** For financial reporting purposes, fair value measurements are categorized into Level 1, 2 or 3 based on the degree to which the inputs to the fair value measurements are observable and the significance of the inputs to the fair value measurement in its entirety, which are described as follows:
    - Level 1 inputs are quoted prices (unadjusted) in active markets for identical assets or liabilities that the Group can access at the measurement date;
    - Level 2 inputs are inputs, other than quoted prices included within Level 1, that are observable for the asset or liability, either directly or indirectly; and
    - Level 3 inputs are inputs that are not based on observable market data (unobservable inputs).

\*\*\*\*\*



# ODISHA POWER GENERATION CORPORATION LIMITED

## 2 Property, Plant and Equipment.


Carrying amounts of :		As at 31 March 2025	As at 31 March 2024
Freehold Land		0.44	0.44
Building		543.67	527.45
Plant & Equipment		7,890.51	7,865.09
Furniture & Fixture		5.16	6.49
Vehicles		3.02	2.75
Office Equipment		9.40	10.88
Road Bridge & Culvert		440.47	454.55
Water Supply Drainage & Sewerage		4.85	5.18
Power Supply Distribution & Lighting		86.28	98.19
Heavy Mobile Equipment		0.11	0.11
<b>Right to Use Assets</b>		<b>8,983.91</b>	<b>8,971.12</b>
Leasehold Land		125.26	129.95
<b>Total</b>		<b>9,109.17</b>	<b>9,101.08</b>

(i) Gross block, Accumulated depreciation and Net block as on March 31, 2025 are as follows:

Descriptions	Gross block			Depreciation			Net Block	
	As at 01.04.2024	Addition	Deduction / Adjustment	As at 31.03.2025	As at 01.04.2024	For the year	As at 31.03.2025	As at 31.03.2024
Land	0.44	-	-	0.44	-	-	-	0.44
Buildings	672.39	35.83	-	708.22	144.94	19.61	164.55	543.67
Plant & Equipment	10,332.36	376.77	(49.02)	10,660.11	2,467.27	339.61	2,769.60	7,865.09
Furniture & Fixtures	20.15	0.11	-	20.26	13.66	1.44	15.10	5.16
Vehicles	9.72	1.19	(0.23)	10.69	6.97	0.91	7.67	3.02
Office Equipment	62.95	1.93	(0.06)	64.81	52.07	3.40	55.42	9.40
Road Bridge & Culvert	517.08	2.09	-	519.17	62.53	16.18	78.71	440.47
Water Supply Drainage & Sewerage	11.40	-	-	11.40	6.22	0.33	6.55	4.85
Power Supply Distribution & Lighting	141.50	0.25	-	141.74	43.30	12.16	55.46	86.28
Heavy Mobile Equipment	3.06	-	-	3.06	2.95	-	2.95	0.11
Leasehold land	162.85	0.68	-	163.53	32.89	5.38	38.27	125.26
<b>Total</b>	<b>11,933.89</b>	<b>418.87</b>	<b>(49.31)</b>	<b>12,303.44</b>	<b>2,832.81</b>	<b>399.01</b>	<b>3,194.27</b>	<b>9,101.08</b>
Previous Year	11,900.01	35.13	(1.24)	11,933.89	2,461.70	372.21	2,832.81	9,438.31

(ii) Details of component of assets of operational units 1 & 2, 3 & 4 and MMHP are as follows.

Descriptions	Gross block			Depreciation			Net Block	
	As at 01.04.2024	Addition	Deduction / Adjustment	As at 31.03.2025	As at 01.04.2024	For the year	As at 31.03.2025	As at 31.03.2024
OPGC-1 (2x210 MW), HO and MMHP	1,444.23	174.11	(38.76)	1,579.57	1,237.40	22.73	1,224.46	355.12
OPGC-2 (2x660 MW)	0,489.66	244.76	(10.55)	10,723.87	1,595.40	376.29	1,969.82	8,754.05
<b>Total</b>	<b>11,933.89</b>	<b>418.87</b>	<b>(49.31)</b>	<b>12,303.44</b>	<b>2,832.81</b>	<b>399.01</b>	<b>3,194.27</b>	<b>9,101.08</b>



## ODISHA POWER GENERATION CORPORATION LIMITED

\* Property, Plant and Equipment (MMHP) were impaired during the year 2011-12 amounting to Rs 1.73 Cr as follows:

MMHP, Andharibhangri	1.05	Rs Cr
MMHP, Kendupatna	0.32	Rs Cr
MMHP, Biribati	0.36	Rs Cr
<b>Total</b>	<b>1.73</b>	<b>Rs Cr</b>

(i) The Dept. of Energy, GOO vide letter no.2350 dated 17-03-2022 allotted 1st and 2nd floor (Block-B) of Shakti Bhawan in favour of OPGC and it was decided to pay the proportionate cost for the same to OPTCL. Accordingly, the company paid Rs.35 Cr to OPTCL being proportionate cost on 30-03-2022. As per letter no.234(A) dated 21-03-2022 of OPTCL, the building construction had been assigned to IDCO under deposit scheme and the final project cost of Shakti Bhawan will be arrived after detail cost estimate submitted by IDCO as per actual work execution.

In the meantime, as per the decision of the GOO, the company has entered into a lease agreement with Odisha Computer Application Centre (OCAC) on 03-06-2023 to lease out the above allotted premises. The period of lease is initially for 3 years subject to extension on mutual agreement. After completion of the moratorium period under the agreement, the company has started generating 'Rental Income' w.e.f Dec'23. OPTCL has submitted a provisional UC for Rs 30.53 Cr as against the advance of Rs.35 Cr. Accordingly, the company has capitalized Shakti Bhawan provisionally pending the final utilization details from OPTCL as 'Office building' and the title deed of the property is yet to be registered in the name of the company.

(ii) Unit-2 of R & M project has been capitalised amounting Rs 122.84 Cr on 03.03.2025 under "plant & equipment" with useful life 16 years based on technical estimation. The commissioning has been done on 03.03.2025.

(iii) The Company has capitalised the balance portion of MGR amounting to Rs 129.39 Cr with effect from 30.08.2021 on completion of MGR project on 18th March 2025.

(iv) Arrear depreciation amounting to Rs. 24.57 Cr (from 30.08.2021 to 31.03.2024) and 1.29 Cr (from 01.12.2023 to 31.03.2024) related to balance portion of MGR and Shakti Bhawan respectively has been charged to the reporting year as part of depreciation expenses.

(v) Plant & equipment amounting to Rs. 33.91 Cr related to Boiler & TG, Rs. 2.05 related to AHP & CHP, Rs. 1.57 Cr related to C & I and Cooling water of Unit 1& 2 and towards Ash handling system Rs 10.38 Cr related to Unit 3&4 have been decapitalised during the reporting year.

### Right to Use Assets (ROU)

(i) The Company has adopted Ind AS 116 'Leases' effective April 1, 2019 and applied the Standard to its leases, pursuant to which it has reclassified its leased asset as Right-of-Use Assets. The lease hold land has been amortized for a period of thirty years as per accounting policy.

(ii) The leasehold land consists of land taken through IDCO for permissible possession towards use of industrial purpose.

(iii) Payment towards lease hold land paid to IDCO on upfront basis and accounted for while executing lease agreement, accordingly no future lease liability arises towards the said lease land.

(iv) Lease land consists of 2549.15 Acre (Previous year 2624.82 Acre) of land shown as lease hold land under the head ROU assets on the notes above.

(v) Lease hold land have been amortised as per accounting policy Note no. 4.6 followed by the company.


(vi) At the end of the reporting year, the Company has assessed the external and internal indicators of impairment and found that there is no such indication that any asset may be impaired and did not recognise any impairment charge during the year ended March 31, 2025.



# ODISHA POWER GENERATION CORPORATION LIMITED

Details of Land and buildings as on 31.03.2025

		As at 31.03.2025			As at 31.03.2024		
Land Details		Units in Acre	(Rupees in Cr)	Title Deed In the Name of Company	Units in Acre	(Rupees in Cr)	Title Deed In the Name of Company
A		OPGC-2					
(i)	Free hold	4.68	0.41	Details Below	4.68	0.41	Details Below
(ii)	Leasehold		-			-	
	(a) Ash pond land	408.12	40.58		408.12	40.58	
	(b) MGR	739.30	94.73		814.97	94.73	
	(c) Other than MGR & Ash Pond	-	0.10		-	0.10	
	Total of OPGC-2	1,152.10	135.82		1,227.77	135.82	
Detail status of title deed of OPGC-2 Land							
(i)	Free hold	4.68	0.41	Available	4.68	0.41	Available
(ii)	Leasehold						
	(a) Ash pond land	357.20		Available	357.20		Available
	(b) Ash pond land- pipeline	50.92	40.59	Permissible possession Available	50.92	40.59	Permissible possession Available
	(c) MGR Land	14.90		Available	14.90		Available
	(d) MGR Land	724.40	94.82	Permissible possession Available	800.07	94.82	Permissible possession Available
		1,152.10	135.82		1,227.77	135.82	
B		OPGC-1					
(i)	Free hold	490.78	0.03	Available	490.78	0.03	Available
(ii)	leasehold	1,401.73	27.44	Permissible possession Available	1,401.73	27.44	Permissible possession Available
	Total of OPGC-1	1,892.51	27.47		1,892.51	27.47	
	Total	3,044.61	163.29		3,120.28	163.29	
C		Buildings		708.22	Available	672.26	Available



### 3 Capital work-in-progress - Tangible

Particulars	As at 31 March 2025	As at 31 March 2024
<b>(i) Tangible Assets</b>		
For OPGC-1 (2x210 MW)	3.88	3.65
For Mini Micro Hydel Projects	13.15	13.15
Less: Accumulated Impairment losses	(11.07)	(11.07)
For R & M OPGC-I	40.25	32.83
For OPGC-2 (2x660 MW)	46.80	80.20
For OPGC-2 FGD & FGC	806.16	557.17
For Unit 5 & 6	7.47	4.27
<b>TOTAL</b>	<b>906.65</b>	<b>680.20</b>

### B Details of expenditure for expansion power plant for OPGC-2 (2X660 MW), FGD & FGC , R & M OPGC-1 and Unit 5 & 6 included under Capital Work in Progress are as follows

(Rupees in Cr)					
Particulars	As at 01.04.2024	Additions	Deductions / Adjustments	Capitalized	As at 31 March 2025
<b>OPGC-2 (2x660 MW)</b>					
Plant & equipment (BTG & BOP)	8.10	4.95		10.66	2.39
MGR balance work	1.48	141.83		128.52	14.79
AHP & AWRS	5.76	1.86		6.08	1.55
Other Assets	64.86	25.07		61.85	28.08
<b>OPGC-2 FGD &amp; FGC</b>					-
Plant & Equipment	510.98	208.47		-	719.46
EDC	3.35	1.73		-	5.08
IDC	42.84	38.79		-	81.63
<b>R &amp; M OPGC-I</b>					-
Plant & equipment incl Stock	2.77	121.65		122.84	1.58
R & M stock	30.05	8.62			38.67
<b>Unit 5 &amp; 6</b>					-
EDC	4.27	3.20			7.47
<b>Total</b>	<b>674.47</b>	<b>556.17</b>	<b>-</b>	<b>329.95</b>	<b>900.69</b>

- (i) Loans from Power Finance Corporation Ltd (PFC) & REC Ltd (REC) and Indian Bank are secured by mortgages on, all present and future immovable properties of Unit 3 & 4 (2X660 MW). For details, Refer Note 19.
- (ii) The company capitalizes fly ash augmentation Rs. 33.47 Cr, AHP & duct hopper augmentation Rs. 9.63 Cr, Conveying and slurry line Rs. 13.38 Cr and misc. assets Rs. 5.37 Cr shown under Other assets of OPGC-2 (2X660 MW) during the reporting year.
- (iii) Cost of OPGC-2 FGD & FGC includes interest of Rs 81.63 Cr (Previous Year: Rs.42.84 Cr ) allocated to CWIP at the weighted average interest rate of 9.32% p.a monthly rest (previous year 9.26 % p.a monthly rest) during the reporting year.
- (iv) For Renovation & Modernisation of Unit 1 & 2, Board of Directors in their 225th meeting held on dated 14.03.2022 have approved the project cost of Rs 756 Cr. The company capitalizes R & M amounting to Rs. 122.84 Cr during the reporting year.
- (v) For Installation of Unit 5 & 6 (2x660MW) stage -III expansion project, the GoO has given in-principle approval for construction of another two units of capacity 660 MW under expansion project Stage-III at Ib Thermal Power station with a project cost of Rs.12,717 Cr with debt equity ratio of 75 (Rs.9,538 Cr) : 25 (Rs.3,179 Cr). The company has spent Rs 7.47 Cr (Previous year Rs 4.27 Cr ) for execution of said work.
- (vi) Balance MGR work of Rs. 14.79 Cr relating to MCL lease rent, for details refer Note no 27.





(vii) Property, plant and equipment (including Capital work-in-progress) were tested for impairment during the year and there is no indication of impairment is present.

(c) The capital work-in-progress ageing schedule for the year ended March 31,2025 is as follows:

(Rupees in Cr)

Projects in progress Elements	As on 31.03.2025	Amount in CWIP for a period of			
		less than 1 year	1-2 year	2-3 years	more than 3 years
OPGC-1 (2x210 MW)	3.88	2.38	0.65	0.22	0.62
R & M OPGC-I	40.25	38.92	1.34	-	-
OPGC-2 (2x660 MW)	46.80	27.39	18.09	1.32	-
OPGC-2 FGD & FGC	806.16	248.99	226.71	169.05	161.42
Unit 5 & 6	7.47	3.20	4.27	-	-
<b>Sub total</b>	<b>904.57</b>	<b>320.88</b>	<b>251.06</b>	<b>170.58</b>	<b>162.05</b>
<b>Projects temporarily suspended</b>					
MMHP Impaired	(11.07)				(11.07)
Harbhangi	6.89				6.89
Badanala	2.78				2.78
Banpur	1.79				1.79
Barboria	1.69				1.69
<b>Sub total</b>	<b>2.08</b>	<b>-</b>	<b>-</b>	<b>-</b>	<b>2.08</b>
<b>Total</b>	<b>906.65</b>	<b>320.88</b>	<b>251.06</b>	<b>170.58</b>	<b>164.13</b>

The capital work-in-progress ageing schedule for the year ended March 31, 2024 is as follows:

(Rupees in Cr)

Projects in progress Elements	As on 31.03.2024	Amount in CWIP for a period of			
		less than 1 year	1-2 year	2-3 years	more than 3 years
OPGC-1 (2x210 MW)	3.65	2.83	0.34	0.17	0.30
R & M OPGC-I	32.83	32.83	-	-	-
OPGC-2 (2x660 MW)	80.20	66.08	12.56	1.57	-
OPGC-2 FGD & FGC	557.17	233.94	169.24	153.99	-
Unit 5 & 6	4.27	4.27	-	-	-
<b>Sub total</b>	<b>678.12</b>	<b>339.94</b>	<b>182.14</b>	<b>155.73</b>	<b>0.30</b>
<b>Projects temporarily suspended</b>					
MMHP Impaired	(11.07)				(11.07)
Harbhangi	6.89				6.89
Badanala	2.78				2.78
Banpur	1.79				1.79
Barboria	1.69				1.69
<b>Sub total</b>	<b>2.08</b>				<b>2.08</b>
<b>Total</b>	<b>680.20</b>	<b>339.94</b>	<b>182.14</b>	<b>155.73</b>	<b>2.38</b>

(vi) The residual value amounting to Rs 2.08 Cr represents CWIP Related to MMHP projects which were impaired during FY 2016-17.



ODISHA POWER GENERATION CORPORATION LIMITED

4 Intangible Assets

Particulars	As at 31 March 2025	As at 31 March 2024
Carrying amounts of : Software & SAP license	3.24	4.75
<b>Total</b>	<b>3.24</b>	<b>4.75</b>

(Rupees in Cr)

(i) Gross block, Accumulated depreciation and Net block as on March 31, 2025 are as follows:

Gross block, Accumulated depreciation and Net block as on March 31, 2025 are as follows:									
(Rupees in Cr)									
Descriptions	Gross block				Depreciation			Net Block	
	As at 01.04.2024	Addition	Deduction / Adjustment	As at 31.03.2025	As at 01.04.2024	For the year	Deduction/ Written Back	As at 31.03.2025	As at 31.03.2024
Software	16.91	0.33	-	17.24	12.15	1.84	-	13.99	4.75
Total	16.91	0.33	-	17.24	12.15	1.84	-	13.99	4.75

(Rupees in Cr)

(ii) Details of component of assets of OPGC-1 (2x210 MW) and OPGC-2 (2x660 MW).

Descriptions	Gross block			Depreciation			Net Block			
	As at 01.04.2024	Addition	Deduction / Adjustment	As at 31.12.2024	As at 01.04.2024	For the year	Deduction/ Written Back	As at 31.12.2024	As at 31.12.2024	As at 31.03.2024
OPGC-1 (2x210 MW), HO and MMHP	10.33	-	-	10.33	8.32	0.92	-	9.23	1.10	2.02
OPGC-2 (2x660 MW)	6.57	0.33	-	6.91	3.84	0.93	-	4.76	2.14	2.74
Total	16.91	0.33	-	17.24	12.15	1.84	-	13.99	3.24	4.75

(Rupees in Cr)

Note: Expenses incurred on maintenance of software system payable annually are charged to revenue.

5 Intangible Assets under development

Particulars	As at 31 March 2025	As at 31 March 2024
Carrying amounts of : Intangible assets under development	-	-
<b>Total</b>	<b>-</b>	<b>-</b>

(Rupees in Cr)



**ODISHA POWER GENERATION CORPORATION LIMITED**  
**6 Non-current financial assets- Investments in Subsidiary**

(Rupees in Cr)

Particulars	As at 31 March 2025		As at 31 March 2024	
	No. of shares	Amounts	No. of shares	Amounts
<b>UNQUOTED INVESTMENTS CARRIED AT COST</b>	-	-	-	-
<b>Equity investment in joint ventures (jointly controlled entities)</b>				
Odisha Coal and Power Ltd (Fully paid equity shares of Rs 10/- each)	21,72,30,000	217.23	21,72,30,000	217.23
<b>Total</b>	<b>21,72,30,000</b>	<b>217.23</b>	<b>21,72,30,000</b>	<b>217.23</b>

(i) The carrying amount and market value of unquoted investments is as follows:

Particulars	As at 31 March 2025	As at 31 March, 2024
Aggregate carrying amount of unquoted investments #	870.67	726.52
<b>Total carrying amount</b>	<b>870.67</b>	<b>726.52</b>

# Investments have been valued as per accounting policy and cost represents the best estimate of fair value within that range.

(iv) Details of % of holding and place of business :-

Particulars	As at 31 March 2025	As at 31 March, 2024
<b>% of Holding</b>	51%	51%
<b>Place of Business</b>	Manoharpur and Dip-side of Manoharpur	Manoharpur and Dip-side of Manoharpur

(v) Odisha Coal and Power Ltd. (OCPL) was incorporated under the Companies Act, 2013 as a wholly owned subsidiary company of OPGC on 20th January 2015. Subsequently, based on the Government of Odisha notification No.1578 dated 21st February 2015, Odisha Hydro Power Corporation Ltd (OHPC) acquired 49% equity shares in OCPL from the reporting company, further a Deed of Assignment, dated 30.12.2022, executed between Government of Odisha, OCPL Ltd, OHPC Ltd and the Company, shareholding by OHPC Ltd aggregating to 49% of the paid up share capital of OCPL Ltd. have been transferred to Government of Odisha on 26.12.2022.



# ODISHA POWER GENERATION CORPORATION LIMITED

## 7 Non Current financial assets- Loans

(Rupees in Cr)

Particulars	As at 31 March 2025	As at 31 March, 2024
<b>a) Loans to employees</b>		
- Secured, considered good	0.24	0.54
- Unsecured, considered good	0.42	1.40
- Doubtful	-	-
Less : Allowance for credit Loss	-	-
<b>Total</b>	<b>0.66</b>	<b>1.94</b>

- (i) Loan to employees includes Rs. 2.78 Cr (Previous Year : Rs. 3.34 Cr) on account of Vehicle loan, Computer Loan and Educational Loan which carries simple rate of interest varying between 6% to 8% per annum.

Secured loan represents vehicle loan of Rs 0.50 Cr (Previous Year : Rs. 0.79 Cr), which has been hypothecated in the favor of the Company.

- (ii) There is no outstanding loans from directors or other officers of the Company.

## 8 Non Current financial assets- Others

(Rupees in Cr)

Particulars	As at 31 March 2025	As at 31 March, 2024
<b>a) Bank deposits with more than 12 months maturity</b>		
(i) Fixed deposits with banks		-
(ii) Earmarked Balances with Bank towards Fixed Deposits with bank pledged as security or margin money	11.43	11.37
<b>b) Security Deposits</b>	28.84	15.68
<b>Total</b>	<b>40.27</b>	<b>27.05</b>

- a The company has provided Rs.0.16 Cr (Previous Year : Nil) in the form of fixed deposit of Axis Bank Ltd as security against Bank Guarantee in favor of " Central Transmission Utility of India Limited.
- b The company has provided security of Rs. 11.35 Cr (Previous Year : Rs 11.35 Cr) in the form of fixed deposit of Orissa State Co-Operative Bank in favor of " The Superintendent Engineer, Main Dam Division, Sambalpur, Odisha" for drawl of water from Hirakud reservoir.
- c The Company has provided security of Rs 0.02 Cr (Previous year Rs 0.02 Cr) in the form of fixed deposit to Union Bank of India for issuance of Letter of credit in favor of "Energy Efficiency Services Limited"
- d The company has provided security of Rs 0.03 Cr (Previous Year Rs. 0.03 Cr ) in the form of fixed deposit towards overdrawal facility of Rs. 1 Cr from Central Bank of India , Banaharpally, Odisha.
- e Security Deposits represents deposits paid against various ongoing capital contracts.



# ODISHA POWER GENERATION CORPORATION LIMITED

## 9 Other non-current assets

(Rupees in Cr)

Particulars	As at 31 March 2025	As at 31 March 2024
<b>Capital Advances</b>		
Capital Advance	68.68	122.56
Advances related to Indirect Taxes	0.49	0.40
Prepaid Expenses	-	-
Advance to suppliers & Contractors	-	-
<b>Total</b>	<b>69.17</b>	<b>122.96</b>

### Notes:

- (i) Capital Advance includes advances given to contractors and service providers for execution of work related to Unit 3 & 4 balance work and FGD & FGC work of Unit 3&4 (2 X 660 MW).

## 10 Inventories (At lower of cost or Net Realisable value)

(Rupees in Cr)

Particulars	As at 31 March 2025	As at 31 March 2024
a. Raw Materials*		
Cost	73.52	97.60
Less: Provision	-	-
b. Components, Chemicals, Stores & Spares*		
Cost	191.20	175.11
Less: Provision for obsolete stores and spares	(1.19)	(0.96)
c. Tools & Tackles		
Cost	0.27	0.22
Less: Provision	-	-
d. Stock in Transit		
Cost	0.01	-
Less: Provision	-	-
d. Stock pending inspection		
Cost	2.28	2.02
Less: Provision	-	-
<b>Total Inventories</b>	<b>266.10</b>	<b>273.99</b>

\* Physical verification of Inventories has been carried out by third party except oil which is conducted internally and valued as per significant accounting policy Note No 4.12.





# ODISHA POWER GENERATION CORPORATION LIMITED

## 11 Current financial assets- Trade Receivables

Particulars	As at 31 March 2025	As at 31 March 2024
Trade receivables		
(i) (a) Secured, considered good	-	-
(b) Unsecured, considered good	894.98	1,176.75
(c) Significant increase in Credit Risk	-	-
(d) Credit Impaired	-	-
(ii) Allowance for doubtful debts	-	-
<b>Total</b>	<b>894.98</b>	<b>1,176.75</b>


(i) Trade receivables are dues in respect of sale of energy.

(ii) Trade receivable realisable within 12 months from the balance sheet date is classified as current and where, such receivable is expected to be realised beyond twelve months, the same is classified as non-current along with the provision made for the same.

### (iii) Trade receivables Ageing Schedule

Trade receivables ageing schedule for the year ended March 31, 2025 is as follows:

For the year ended March 31, 2025	Not yet due	Less than 6 months	6 months - 1 year	1-2 years	2-3 years	More than 3 years	Total
Unsecured, considered good Undisputed Bills							
OPGC-I	69.12	2.23	-	-	-	-	71.35
OPGC-II	297.24	282.21	-	34.58	0.17	7.98	622.18
MMHP	0.02	-	-	-	-	0.02	0.04
<b>Sub total</b>	<b>366.38</b>	<b>284.44</b>	<b>-</b>	<b>34.58</b>	<b>0.17</b>	<b>8.00</b>	<b>693.56</b>
Unsecured, considered good disputed Bills							
OPGC-I	7.37	5.20	1.75	27.07	-	160.03	201.41
OPGC-II							
MMHP							
<b>Sub total</b>	<b>7.37</b>	<b>5.20</b>	<b>1.75</b>	<b>27.07</b>	<b>-</b>	<b>160.03</b>	<b>201.41</b>
<b>Total</b>	<b>373.75</b>	<b>289.63</b>	<b>1.75</b>	<b>61.64</b>	<b>0.17</b>	<b>168.02</b>	<b>894.98</b>



(iv) Trade receivables ageing schedule for the year ended March 31, 2024 is as follows:

2023-24		Not yet due	Less than 6 months	6 months - 1 year	1-2 years	2-3 years	More than 3 years	Total
<b>Unsecured, considered good- Undisputed Bills</b>								
OPGC-I		39.64	-	-	-	-	-	39.64
OPGC-II		279.67	271.16	0.11	285.82	0.60	7.38	844.74
MMHP		0.03	-	-	-	-	0.02	0.04
<b>Sub total</b>		<b>319.34</b>	<b>271.16</b>	<b>0.11</b>	<b>285.82</b>	<b>0.60</b>	<b>7.40</b>	<b>884.43</b>
<b>Unsecured, considered good- disputed Bills</b>								
OPGC-I		0.86	4.17	0.00	51.15	47.61	188.52	292.32
OPGC-II								-
MMHP								-
<b>Sub total</b>		<b>0.86</b>	<b>4.17</b>	<b>0.00</b>	<b>51.15</b>	<b>47.61</b>	<b>188.52</b>	<b>292.32</b>
<b>Total</b>		<b>320.20</b>	<b>275.34</b>	<b>0.11</b>	<b>336.97</b>	<b>48.21</b>	<b>195.92</b>	<b>1,176.75</b>

(Rupees in Cr)

(v) There is no outstanding loans due from Directors or other Officers of the Company.

(vi) Delay Payment Surcharge (DPS) amounting to Rs. 245.35 Cr and Rs. 59.93 Cr (previous year Rs Rs. 194.36 Cr and Rs. 63.36 Cr ) for Unit 1&2 and Unit 3 & 4 respectively has been billed to GRIDCO but not recognised by the company in the books of account which is recognised only when there is no significant uncertainty as to accountability or collectability exists.

(vii) Age wise Trade Receivable classified for the year ending March 25

Bill Details	Unit(1 & 2)	Unit(3 & 4)	Total	Outstanding Since
Feb 25 Bill Due & March 25 bill due	63.66	560.15	623.81	Less Than one Month
Ash Transportation bills	6.24	18.96	25.20	More Than One Year
FPA & Arrear bills	202.86	43.11	245.97	More Than One Year
<b>Total</b>	<b>272.76</b>	<b>622.22</b>	<b>894.98</b>	



**ODISHA POWER GENERATION CORPORATION LIMITED**

**12 Current financial assets- Cash and Bank Balances**

**(Rupees in Cr)**

Particulars	As at 31 March 2025	As at 31 March 2024
a. Balances with banks		
Unrestricted Balance with banks		
(i) In Current Account	16.88	1.05
b. Cheques , drafts on hand	-	-
c. Cash in hand	0.04	0.02
d. Term Deposit with original maturity up to three months	204.01	0.02
<b>Total</b>	<b>220.93</b>	<b>1.09</b>
d. Deposits with original maturity of more than three months but not more than twelve months	683.82	38.00
e. Earmarked Balances with Bank towards		
Deposits with banks held as security against guarantee	-	3.15
Fixed Deposits with bank pledged as security or margin money	-	0.04
f. Unspent CSR Account	0.45	-
<b>Total</b>	<b>684.27</b>	<b>41.19</b>
<b>Total Cash and Bank Balances</b>	<b>905.20</b>	<b>42.29</b>


(i) The cash and bank balances are denominated and held in Indian Rupees.

(ii) Earmarked cash and bank balances primarily represents margin and security provided for obtaining bank guarantee as detailed below:

\* Deposits with Banks held as security against guarantee consists of the followings:

a. The Company has provided security of Nil (Previous Year : Rs 3.15 Cr) in the form of fixed deposits to Union Bank of India for the bank guarantee provided to "Central Transmission Utility of India Limited " against long term access arrangement of transmission line.

(iii) The company have transferred Rs.1.38 Cr towards unspent CSR account on 30.04.2024 in compliance to the provisions of section 135(5) or section 135(6) of the Companies Act with regard to transfer of unspent amount to separate bank account or fund to that extent, out of which amount spent Rs. 0.93 Cr during the reporting period and balance shown under "Unspent CSR account".



## ODISHA POWER GENERATION CORPORATION LIMITED

### 13 Current financial assets-Current Loans

(Rupees in Cr)

Particulars	As at 31 March 2025	As at 31 March 2024
<b>a. Loans to employees</b>		
- Secured, considered good	0.26	0.26
- Unsecured, considered good	1.86	1.14
- Doubtful	-	-
Less : Allowance for credit Loss	-	-
<b>b. Security Deposits</b>	1.05	0.09
<b>TOTAL</b>	<b>3.17</b>	<b>1.49</b>

- (i) For details of loan to employees, please refer Note-7.  
(ii) There is no outstanding loans due from directors or other officers of the Company.

### 14 Current Financial Asset- Other

(Rupees in Cr)

Particulars	As at 31 March 2025	As at 31 March 2024
<b>Advances to others</b>		
Interest accrued on loans and deposits	30.79	0.98
Other Receivables	4.05	3.02
Less: provision for Receivable*	(0.08)	(0.08)
Receivable from related parties**	0.03	0.47
<b>Total</b>	<b>34.79</b>	<b>4.39</b>

\* Provision for receivables represents provision created against Ind Bharat recivables as the same company goes to NCLT and the matter is pending for settlment.

\*\*Receivable from related parties includes receivables from OCPL which is related to rec against statutory dues of deputed employees.



## ODISHA POWER GENERATION CORPORATION LIMITED

### 15 Current tax assets and liabilities

(Rupees in Cr)

Particulars	As at 31 March 2025	As at 31 March 2024
<b>Current tax assets</b>		
Tax refund receivables/Advance Tax	643.24	635.52
Advance Tax and TDS for the year	-	4.91
<b>Total</b>	<b>643.24</b>	<b>640.43</b>
<b>Current tax liabilities</b>		
Income Tax payable	621.81	621.81
Provision for taxation for the year	-	-
<b>Total</b>	<b>621.81</b>	<b>621.81</b>
<b>Current Tax Assets (Net)</b>	<b>21.43</b>	<b>18.62</b>
<b>Current Tax Liabilities (Net)</b>		<b>-</b>

### 16 Other current assets

(Rupees in Cr)

Particulars	As at 31 March 2025	As at 31 March 2024
Other assets	18.25	15.99
Advances to suppliers	38.13	46.98
Less: Allowance for doubtful	-	-
<b>Total</b>	<b>56.38</b>	<b>62.97</b>

- (i) Other assets include payment made for various insurance coverage and annual maintenance contracts etc.
- (ii) Advances to suppliers represents operational supplier which are expected to payable within one year from the balance sheet date. These are unsecured and considered good.





# ODISHA POWER GENERATION CORPORATION LIMITED

## 17 Equity Share Capital

Particulars	As at 31 March 2025	As at 31 March 2024
Equity Share Capital	2,323.50	2,120.50
<b>Total</b>	<b>2,323.50</b>	<b>2,120.50</b>
<b>Authorised Share Capital</b> 550,00,000 nos. of equity shares of Rs 1000/- each (Previous Year: 300,00,000 nos. of equity shares of Rs 1000/- each)	<b>5,500.00</b>	<b>3,000.00</b>
<b>Issued and Subscribed capital comprises:</b> 2,23,64,974nos. of equity shares (Previous Year: 2,12,04,974 nos. of equity shares of Rs 1000/- each)	<b>2,323.50</b>	<b>2,120.50</b>
<b>Total</b>	<b>2,323.50</b>	<b>2,120.50</b>

(i) The movement in subscribed and paid up share capital is set out below:

	As at 31 March 2025		As at 31 March 2024	
	No. of shares	Rs. Cr	No. of shares	Rs. Cr
<b>Ordinary shares of Rs.1000 each</b>				
At beginning of the year	2,12,04,974	2,120.50	2,06,74,974	2,067.50
Shares allotted during the year	20,30,000	203.00	5,30,000	53.00
	<b>2,32,34,974</b>	<b>2,323.50</b>	<b>2,12,04,974</b>	<b>2,120.50</b>



(ii) Shares in the company held by each shareholder holding more than 5% shares

As at 31 March 2025				As at 31 March 2024		
Name of Shareholder	No. of Shares Held (Face value of Rs. 1000 each)	% of Total Shares	% Change during the year	No. of Shares Held (Face value of Rs. 1000 each)	% of Total Shares	% Change during the year
Governor of Odisha	2,32,34,974	100.00%	9.57%	2,12,04,974	100.00%	2.56%
	<b>2,32,34,974</b>	<b>100.00%</b>	<b>9.57%</b>	<b>2,12,04,974</b>	<b>100.00%</b>	<b>2.56%</b>

(iii) Details of Shareholding by promoters and changes thereon

As at 31 March 2025				As at 31 March 2024		
Name of Shareholder	No. of Shares Held (Face value of Rs. 1000 each)	% of Total Shares	% Change during the year	No. of Shares Held (Face value of Rs. 1000 each)	% of Total Shares	% Change during the year
Governor of Odisha	2,32,34,974	100.00%	9.57%	2,12,04,974	100.00%	2.56%



- (iv) The holders of the equity shares are entitled to receive dividends as declared from time to time and are entitled to voting rights proportionate to their share holding.
- (v) Pursuant to Board of Directors 241st meeting dated 05.10.2024, the company has increased authorised share capital 5,50,00,000 numbers(previous year 3,00,00,000 numbers) of Rs. 1000 each . The same has been approved in the 12th Extra ordinary general meeting held on 21.12.2024.
- (vi) Pursuant to Board of Directors 241 th meeting dated 05.10.2024, the company has allotted 11,60,000 number (previous year 1,50,000 number in the 233rd board meeting) of paid up equity shares of Rs. 1000 each at par in favour of Governor of Odisha during the reporting year.
- (vii) Further pursuant to Board of Directors 244 th meeting dated 18.03.2025, the company has allotted 8,70,000 number (previous year 3,80,000 number in 238th Board meeting) of paid up equity shares of Rs. 1000 each at par in favour of Governor of Odisha during the reporting year.
- (viii) The company has only one class of shares referred to as 'Equity Shares' having a par value of Rs.1000/- each. Each holder of equity shares is entitled to one vote per share. In the event of liquidation of the Company, the holders of equity shares will be entitled to receive any of the remaining assets of the company, after distribution of all preferential amounts. However, no such preferential amounts exist currently. The distribution will be in proportion to the number of equity shares held by the shareholders.



## ODISHA POWER GENERATION CORPORATION LIMITED

### 18 Other Equity

(Rupees in Cr)

Particulars	As at 31 March 2025	As at 31 March 2024
Share application money pending allotment	-	-
General Reserve	89.60	89.60
Retained earnings	3,002.82	2,432.70
Security Premium	58.88	58.88
<b>Total</b>	<b>3,151.30</b>	<b>2,581.18</b>

#### (i) General Reserve

(Rupees in Cr)

Particulars	As at March 31, 2025	As at March 31, 2024
Balance at the beginning of the year	89.60	89.60
Movements	-	-
<b>Balance at the end of the year</b>	<b>89.60</b>	<b>89.60</b>

#### (ii) Retained Earnings

(Rupees in Cr)

Particulars	As at March 31, 2025	As at March 31, 2024
Balance at the beginning of the year	2,432.70	1,960.34
Profit attributable to owners of the Company	678.38	571.29
Other comprehensive income arising from remeasurement of defined benefit obligation net of income tax	3.59	4.43
Payment of dividends on equity shares	111.85	103.37
Related income tax on dividend	-	-
<b>Balance at the end of the year</b>	<b>3,002.82</b>	<b>2,432.70</b>

#### (iii) Security Premium

(Rupees in Cr)

Particulars	As at March 31, 2025	As at March 31, 2024
Balance at the beginning of the year	58.88	58.88
Movement during the year	-	-
<b>Balance at the end of the year</b>	<b>58.88</b>	<b>58.88</b>

The nature of reserves are follows:

**(a) General Reserve :-** General Reserve was created through transfer of part of net profit in accordance with applicable regulations under the provisions of erstwhile Companies Act 1956 which is continuing unchanged. Such transfer of part of net profit is no more required under the provisions of the Companies Act 2013

**(b) Securities Premium :** Securities premium is used to record premium received on issue of shares. The reserve is to be utilised in accordance with the provisions of the Companies Act, 2013. There is no movement in the balance of securities premium during the reporting year.

#### (iv) Interim & Final Dividend:

In respect of the year ended March 31, 2024, final dividend of Rs 111.85 Crore at Rs 50 per share has been paid on fully paid equity shares to the shareholders in the reporting year.



# ODISHA POWER GENERATION CORPORATION LIMITED

## 19 Non Current financial liabilities- Borrowings

(Rupees in Cr)

Particulars	As at 31 March 2025	As at 31 March 2024
<b>Secured - at amortised cost</b>		
For Unit 3&4		
From Power Finance Corporation Ltd (PFC)	2,611.53	2,840.93
From REC LIMITED	1,670.52	1,851.14
From Indian Bank	709.96	787.07
For FGD & FGC of Unit 3&4		
From Power Finance Corporation Ltd (PFC)	230.15	177.22
From REC LIMITED	181.37	180.02
For Renovation & Modernization (Unit 1&2)		
From Odisha Gramya Bank (OGB)	35.09	25.13
<b>Total</b>	<b>5,438.62</b>	<b>5,861.51</b>

### A Term Loan from PFC, REC and Indian Bank :

- PFC and REC have sanctioned Rs 4290.06 Cr and 4181.25 Cr each which includes sanction of Rs 478.19 Cr and 369.25 Cr respectively towards cost overrun of the Unit 3 & 4 of Ib TPS.
- Out of the loan disbursed by REC for Unit 3&4 , IbTPS, the compnay has refinanced Rs.1,000 Cr. from the Indian Bank during the FY 2022-23.

### (iii) Security :-

- The term loan together with all interest (including additional interest), cost, expenses, applicable taxes, statutory duties and other money is secured with the prescribed coverage ratio (presently 1.1 times) as applicable by a first charge, by way of mortgage on pari- passu basis through equitable mortgage / simple mortgage / English mortgage on the project land of Unit 3 & 4 (2x660 MW) of Ib Thermal project of the Company in favor of PFC, REC and Indian Bank on all immovable assets of Project Unit 3 & 4 (2x660MW) and first charge on pari passu basis by way of hypothecation in favor of PFC, REC and Indian Bank on all movable assets of the project except raw materials, consumable spares and book debts.

Save priority (in which case, PFC / REC will have 2nd charge) / pari passu on reciprocal basis (as applicable) in favor of the Borrower's Bankers on Borrower's stocks of raw materials, fuel stocks, semi-finished and finished goods, consumable stores and such other movables as may be agreed to by the lender/s for securing the borrowings for working capital requirements in the ordinary course of business.

First charge in favour of PFC, REC and Indian Bank and Second charge in favour of Union Bank of India by way equitable mortgage of land measuring Ac 764.51 (Related to Power Plant Ac.101.02 dec., Ash pond Ac.357.20 dec. and MGR Ac.306.29 dec.) of Unit 3 & 4 by deposit of original title document with PFC (Trustee for PFC, REC, Indian Bank & Union Bank of India).

The term loan is secured by a second pari passu charge on the stocks of raw materials, fuel stocks, semi-finished and finished goods, consumable stores and such other movables as may be agreed for securing the borrowings for working capital requirements in the ordinary course of business.

- If the security provided becomes inadequate to cover the balance of each of the loan outstanding, the company has undertaken to provide additional security as may be acceptable to lenders.
- Repayment of the principal, interest and other charges due on term loan from PFC, REC and Indian Bank is secured by opening of "Escrow Account" with Union Bank of India and also the Union Bank of India is appointed as Escrow Agent for this purpose.

### (iv) Repayment:-

- Term loan from PFC Ltd is repayable in 60 (sixty) unequal structured quarterly instalments commenced from 15th day of July 2020 and all subsequent instalments from balance sheet date become due for payment on 10th day of April, 10th day of July, 10th day of October and 10th day of January every year.





(b) The term loan from REC Limited is repayable in 60(sixty) equal quarterly instalment commenced from 30th September 2020 and all subsequent loan repayment due dates shall be the last day of each following calendar quarter till the entire loan amount with interest and all other dues are repaid to REC Ltd in full.

(c) Term loan from Indian Bank is repayable in 50 (Fifty) equal quarterly instalments commenced from 31st day of March 2023 and all subsequent instalments become due for payment on 30th day of June, 30th day of Sept, 31st day of December and 31st day of March every year.

(v) **Interest:-**

(a) **Loan from PFC & REC:** Interest on term loan shall be paid at the prevailing rate applicable to A++ category of State sector borrower with discount / rebate allowed from time to time on the date of each disbursement and on the date of interest reset with quarterly rest and 1 year reset basis as per the terms and conditions of sanction of loan and policy of PFC and REC.

(b) **Loan from PFC Ltd:** Applicable interest rate, after discount and timely payment rebate, is 9.70% p.a. w.e.f. 10.10.2023 on outstanding loan balance and disbursements. The interest rate revised to 8.90% p.a. on outstanding loan balance reset w.e.f. 10.10.2024.

(c) **Loan from REC Limited:** Applicable interest rate after discount and timely payment rebate is 9.42% p.a. outstanding loan balance w.e.f. 11.09.2023 and disbursement. The interest rate revised to 8.92% p.a. on outstanding loan balance and disbursement w.e.f. 11.09.2024.

(d) Interest on PFC loan to be serviced on quarterly basis and due date for payment of interest is 10th day of April, 10th day of July, 10th day of October and 10th day of January every year.

(e) Interest on REC loan to be serviced on quarterly basis and due date for payment of interest is last day of the last month of the calendar quarter for every year.

(f) The Company has availed the option for payment of upfront fee @ 0.05% on term loan sanctioned by PFC & REC instead of commitment charges on undrawn amount for each of the quarter.

(g) **Loan from Indian Bank:** Interest on term loan shall be applied based on 3 month MCLR of Indian Bank on monthly rest as applicable on the date of disbursement and reset accordingly. Interest rate applied during April to June 24 @ 8.50% p.a., July to Sept 24 @ 8.55% p.a., Oct to Dec 24 @ 8.60% p.a., Jan to March 25 @ 8.65% p.a. and w.e.f. 31st March 2025 @ 8.70% p.a.

**B Term Loan: FGD & FGC**

(i) Term loan of Rs 434.40 Crore each were sanctioned by Power Finance Corporation Limited (PFC) and REC Limited (REC) for construction of Environment Retrofit Project / Installation of Pollution Control Equipment's in Unit 3 & 4 (2X660 MW) Thermal Power Plant with Debt Equity Ratio of 4:1.

(ii) **Security :-**

(a) The Term Loan is secured by first charge on pari pasu basis by way of mortgage in favour of PFC & REC by extending the existing Charge on the Project land of Unit 3 & 4, Ph-II (2x660MW) of Ib Thermal Project of the Company and First charge on pari pasu basis by way of hypothecation in favour of PFC & REC of all the Borrowers movable assets (save and except book debts), including movable machinery, mandatory spares, tools & accessories, fuel stock, spares and materials at project site, present and future,

Save priority (in which case, PFC / REC will have 2nd charge) / pari passu on reciprocal basis (as applicable) on the following created and/or to be created in favor of the Borrower's Bankers on Borrower's stocks of raw materials, fuel stocks, semi-finished and finished goods, consumable stores and such other movables as may be agreed to by the lender/s for securing the borrowings for working capital requirements in the ordinary course of business.

(b) As per agreement, enhance / open Escrow account for the entire pendency of the loan with the prescribed coverage ratio applicable to the satisfaction of the lender/s for due fulfilment of the obligations of the Borrower and for due repayment of the principal amount of the loan together with all interest (including additional interest), interest tax, service charges, penal interest, interest on penal interest, cost, charges losses, applicable taxes, statutory duties and other money, etc. thereon and/or any other additional amount(s) that become payable.



- (c) Repayment of the principal, interest and other charges due on term loan from PFC and REC has been secured by opening of "Escrow Account" with Union Bank of India and also the Union Bank of India has been appointed as Escrow Agent for this purpose.

**(iii) Repayment:-**

- (a) Term loan from PFC is repayable in 180 (One Hundred Eighty) equal monthly instalments due on 10th day of each month, and 1st repayment date shall be the date falling 6 months after scheduled Date of Commencement of Commercial Operation.
- (b) The term loan from REC is repayable in 60(sixty) equal quarterly instalment and the 1st loan repayment due date shall be the last of the last month of the calendar quarter following the quarter in which the moratorium period expires and all subsequent loan repayment due dates shall be the last day of each following calendar quarter till the entire loan amount with interest and all other dues are repaid to REC in full.

**(iv) Interest:-**

- (a) Interest on term loan shall be paid at the prevailing rate applicable to A++ category of state sector borrower with discount / rebate allowed from time to time on the date of each disbursement and on the date of interest reset with monthly rest and 1 year rest basis as per the terms and conditions of sanction of loan and policy of PFC and REC.
- (b) Interest rate applicable on the term loan during the reporting period revised by PFC by allowing 30 bps discount on PFC's circular rate w.e.f. 24.03.2024. Interest rate revised by REC by allowing 30 bps discount on REC's circular rate w.e.f. 08.07.2023 with minimum base rate of 9.45% p.a. which was further revised to 8.75% p.a. w.e.f. 06.06.2024.

**(C) Term Loan: Odisha Gramya Bank - Renovation & Modernization of Unit 1 & 2**

- (i) Term loan of Rs. 450 Crore was sanctioned by Odisha Gramya Bank for Renovation & Modernization of Unit 1 & 2 (2X210 MW) Thermal Power Plant with Debt Equity Ratio of 4:1.

**(ii) Security :-**

- (a) The Term Loan is secured by first charge on pari pasu basis by way of mortgage on all immovable assets and of hypothecation of all movable assets of 2X210 MW (save and except book debts and fuel stock, raw materials, finished and furnished goods, consumables, store & spares and other current assets which is hypothecated/charged for working capital loan), including movable machinery, mandatory spares, tools & accessories, spares and materials at site, present and future.

Equitable mortgage on proportionate land of Unit 1 & 2 including ash pond.

**(iii) Repayment:-**

The term loan is repayable in 58 equal quarterly instalment and the 1st loan repayment due date shall be the sept to Dec 2026 quarter following the quarter in which the moratorium period expires i.e. quarter ending September 2026 and all subsequent loan repayment due dates shall be the last day of each following calendar quarter till the entire loan amount with interest and all other dues are repaid in full. i.e. before 31st March 2041.

**(iv) Interest:-**

Applicable interest rate is equal to 3 month MCLR of IOB minus spread of 20 bps with monthly rest w.e.f. 22nd February 2024 and the interest revised as equal to RBI Repo rate plus spread of 190 bps with monthly rest & yearly reset w.e.f. 22nd August 2024. Interest rate applicable during the reporting period is 8.20% p.a. (22nd February 2024 to 21st May 2024), 8.30% p.a. (22nd May 2024 to 21st August 2024) and 8.40% p.a. (22nd August 2024 to 31st March 2025).

- (D)** The Company has not defaulted in payment of interest and principal instalment on Term Loan during the reporting period.



(E) The maturity profile of borrowings (Including interest accrued, Refer Note 24) is as follows:

(Rupees in Cr)

Contractual maturities	As at 31 March 2025	As at 31 March 2024
In one year or less or on demand	562.56	560.33
Between one & two years	429.53	511.11
Between two & three years	574.92	427.46
Between three & four years	618.87	569.52
Between four & five years	657.94	613.47
More than five years	3,189.67	3,775.42
<b>Total contractual cash flows</b>	<b>6,033.50</b>	<b>6,457.31</b>
Less: Capitalisation of transaction costs	32.32	35.47
<b>Total Borrowings</b>	<b>6,001.18</b>	<b>6,421.84</b>



**ODISHA POWER GENERATION CORPORATION LIMITED**  
**20 Non Current financial liabilities- Others**

		(Rupees in Cr)	
Particulars	As at 31 March 2025	As at 31 March 2024	
a. Capital Creditors	-	-	
b. Security Deposits	2.38	1.98	
c. EMD and Retention Money	-	-	
d. Payable to Government*	1.86	1.86	
<b>Total</b>	<b>4.24</b>	<b>3.84</b>	

\* Payable to Government: Grant of Rs. 1.86 Cr was received from Ministry of Non-conventional Energy, Govt. of India for construction of Mini Micro Hydel Projects. The Company has impaired four Hydel projects and accordingly grant was reclassified as payable to government. Any unfulfilled conditions and other contingencies attaching to government assistance has not been reviewed and recognized.



# ODISHA POWER GENERATION CORPORATION LIMITED

## 21 Non Current liabilities- Provisions

(Rupees in Cr)

Particulars	As at 31 March 2025	As at 31 March 2024
Employee Benefits		
- Gratuity	-	-
- Leave benefits	37.80	39.48
- One Time Pension benefits	14.73	15.65
- Terminal TA benefits	8.16	8.16
Provision for Decommissioning liabilities	11.40	10.71
Provision for CSR unspent	2.95	-
<b>Total</b>	<b>75.04</b>	<b>74.00</b>

(i) During the reporting period Actuary valuation of above retiral benefits such as gratuity, EL, sick leave, one time pension benefits and terminal TA has been done by third party Actuary.

(ii) The company has already undertaken certain CSR activity for which a potential liability has been incurred by entering into a contractual obligation, in accordance with the generally accepted principles of accounting (GAAP), provision towards unspent CSR amounting to Rs 5.90 Cr related CSR activity has been recognised .

(iii) Movement in provision balances are analysed below:

### As at March 31, 2025


(Rupees in Cr)

Balance Sheet Analysis	Gratuity	Sick Leave	Leave benefits	Pension Benefit	Terminal TA
Present Value of the obligation at end	57.76	11.27	34.31	17.02	9.40
Fair Value of plan assets	58.03	-	-	-	-
<b>Unfunded Liability/ provision in Balance Sheet</b>	<b>(0.28)</b>	<b>11.27</b>	<b>34.31</b>	<b>17.02</b>	<b>9.40</b>

### As at March 31, 2024

(Rupees in Cr)

Balance Sheet Analysis	Gratuity	Sick Leave	Leave benefits	Pension Benefit	Terminal TA
Present Value of the obligation at end	60.39	12.40	36.22	18.68	9.45
Fair Value of plan assets	62.47	-	-	-	-
<b>Unfunded Liability/ provision in Balance Sheet</b>	<b>(2.08)</b>	<b>12.40</b>	<b>36.22</b>	<b>18.68</b>	<b>9.45</b>





## 1. Defined Contribution Plan

Retirement Benefits in the form of Provident Fund which is a defined contribution scheme is charged to the statement of profit and loss for the period in which the contributions to the respective fund accrue as per relevant Law. Eligible employees of the Company are entitled to receive benefits in respect of provident fund, in which both employees and the Company make monthly contributions at a specified percentage of the covered employees' salary. The total cost charged to the statement of profit and loss during the year on account of defined contribution plans amounted to Rs. 7.07 Cr (Previous year Rs. 6.87 Cr). The contributions, as specified under the law, are made to the irrevocable trust set up by the Company

### a. Provident fund

In accordance with Indian law, eligible employees of the Company are entitled to receive benefits in respect of provident fund, a defined contribution plan, in which both employees and the Company make monthly contributions at a specified percentage of the covered employees' salary. The contributions, as specified under the law, are made to the provident fund set up as an irrevocable trust by the Company

## 2. Defined benefit plans

### a. Pension Benefit

The Company in its 204th Board meeting held on 28.05.2018 has approved six months salary as one time financial benefits towards pension to the ODISHA POWER GENERATION CORPORATION cadre employees at the time of retirement with effect from 23.03.2017 and accordingly the Company accounted for the liability for pension benefits payable based on an actuarial valuation.

### b. Terminal TA


In accordance with provisions of company Travel Policy, two months last drawn salary is payable to employees on retirement by superannuation to meet travelling expenses. Accordingly the Company accounted for the liability based on actuarial valuation.

### c. Gratuity

The Company has an obligation towards gratuity, a defined benefit retirement plan covering eligible employees. The plan provides for a lump-sum payment to vested employees at retirement, death while in employment or on termination of employment in ODISHA POWER GENERATION CORPORATION Ltd as per Rules of the Group Gratuity Scheme of the company. Vesting occurs upon completion of five years of service. The Company makes annual contributions to Life Insurance Corporation of India towards the gratuity contribution. The Company accounted for the liability for gratuity benefits based on an actuarial valuation.

(iii) The following table sets out the amounts recognized in the financial statements for retiring gratuity plans in respect of the Company.

Change in defined benefit obligations:	(Rupees in Cr)	
	Year ended March 31,2025	Year ended March 31,2024
(a) Obligation as at the beginning of the year	60.39	66.43
(b) Current service cost	2.59	2.79
(c) Interest cost	4.33	4.86
(d) Remeasurement (gains)/losses	(2.96)	(3.83)
(e) Benefits paid	(8.83)	(9.85)
Obligation as at the end of the year	55.52	60.39



Change in plan assets:	Year ended March 31,2025	Year ended March 31,2024
(a) Fair value of plan assets as at beginning of the year	62.47	57.70
(b) Interest income	4.39	3.93
(c) Remeasurement gains/(losses)	-	-
(d) Employers' Contributions	-	10.69
(e) Benefits paid	(8.83)	(9.85)
<b>Fair value of plan assets as at end of the year</b>	<b>58.03</b>	<b>62.47</b>

Amount recognised in the balance sheet consists of:	Year ended March 31,2025	Year ended March 31,2024
(a) Fair value of plan assets as at end of the year	58.03	62.47
(b) Present value of obligation as at the end of the year	55.53	60.39
(c) Amount recognised in the balance sheet	2.50	2.08

	Year ended March 31,2025	Year ended March 31,2024
<b>Costs recognised in the statement of profit and loss consist of:</b>		
(a) Current service cost	2.59	2.79
(b) Net interest expense/(income)	(0.14)	0.64
<b>Costs recognised in the statement of profit and loss:</b>	<b>2.45</b>	<b>3.42</b>
<b>Costs recognised in the statement of other comprehensive income consist of:</b>		
(c) The Return on plan assets (excluding amounts included in net interest expense)	(0.09)	(0.29)
(d) Actuarial gains and (losses) arising from changes in demographic assumption	0.00	(0.45)
(d) Actuarial gains and (losses) arising from changes in financial assumption	1.48	8.09
(e) Actuarial gains and (losses) arising from changes in experience adjustments	1.48	(3.81)
<b>Costs recognised in the statement of other comprehensive income</b>	<b>2.87</b>	<b>3.54</b>

(iv) The fair value of company's retiring gratuity plan assets as of March 31, 2025 and March 31, 2024 by category are as follows:

	Year ended March 31,2025	Year ended March 31,2024
<b>Assets category (%)</b>		
(a) Equity instruments	-	-
(b) Debt instruments	-	-
(c) Funds Managed by Insurer	100%	100%

(v) The assumptions used in accounting for retiring gratuity are set out below:

	Year ended March 31,2025	Year ended March 31,2024
(a) Discount rate (%)	6.78	7.18
(b) Rate of escalation in salary (%)	7.01	7.95

(vi) The Company expects to contribute Rs. 2.60 Cr to the plan in Financial Year 2025-26 as per actuary report



- (vii) The table below outlines the effect on defined benefit obligation in the event of a decrease/increase of 0.50 % in the assumed rate of discount rate and salary escalation rate.

**As at March 31, 2025**

<b>Assumption</b>	<b>Change in assumption</b>	<b>Impact on scheme liabilities</b>
Discount rate	Increase by 0.50%,	(1.30)
	Decrease by 0.50%	1.38
Salary escalation	Increase by 0.50%,	1.37
	Decrease by 0.50%	(1.31)

The above sensitivities may not be representative of the actual change in the defined benefit obligation as it is unlikely that the change in assumptions would occur in isolation of one another as some of the assumptions may be correlated.

- (viii) Valuations are based on certain assumptions, which are dynamic in nature and vary over time. As such company is exposed to various risks as follow -

A) Salary Increases- Actual salary increases will increase the Plan's liability. Increase in salary increment rate assumption in future valuations will also increase the liability.

B) Investment Risk – If Plan is funded then assets liabilities mismatch & actual investment return on assets lower than the discount rate assumed at the last valuation date can impact the liability.

C) Discount Rate : Reduction in discount rate in subsequent valuations can increase the plan's liability.

D) Mortality & disability – Actual deaths & disability cases proving lower or higher than assumed in the valuation can impact the liabilities.



## ODISHA POWER GENERATION CORPORATION LIMITED

### 22 Non Current liabilities-Deferred tax liabilities (net)

(Rupees in Cr)

Particulars	As at 31 March 2025	As at 31 March 2024
Deferred Tax Liabilities	(1,062.57)	(965.91)
Less : Deferred Tax Asset	554.49	652.21
<b>Net Deferred Tax (Asset)/ Liability</b>	<b>508.09</b>	<b>(313.70)</b>

#### Income Tax

(i) The reconciliation of estimated income taxes to income tax expenses is as follows:

(Rupees in Cr)

Particulars	As at 31 March 2025	As at 31 March 2024
Income before income taxes	873.48	735.07
Tax Calculated based on normal tax rate	219.85	160.68
<b>Items not deductible for tax/not liable to tax</b>		
Donation & CSR Expenses	3.36	1.24
Adjustment for ICDS	0.21	0.09
Impairment loss	-	-
Others	(28.31)	1.77
<b>Income tax expense reported</b>	<b>195.11</b>	<b>163.78</b>

(ii) Significant component of deferred tax assets and liabilities for the year ended March 31,2025 is as follows:

(Rupees in Cr)

Particulars	Opening balance as at April 1, 2024	Deferred tax expense/(income) recognized in profit and loss	Deferred tax expense/(income) recognized in OCI	Closing balance as at March 31, 2025
<b>Deferred tax assets</b>				
Provisions	15.19	(1.27)	0.72	14.64
Business Loss	636.25	(96.40)	-	539.85
Others				
<b>Total</b>	<b>651.44</b>	<b>(97.67)</b>	<b>0.72</b>	<b>554.49</b>
<b>Deferred tax liabilities</b>				
Property, plant and equipment and Intangible assets	965.91	96.67	-	1,062.57
<b>Total</b>	<b>965.91</b>	<b>96.67</b>	<b>-</b>	<b>1,062.57</b>
<b>Net Deferred tax (assets)/liabilities</b>	<b>314.47</b>	<b>194.34</b>	<b>(0.72)</b>	<b>508.08</b>

The Company has availed the option of concessional rate prescribed under section 115BAA of the Income Tax Act and accordingly recognized Deferred Tax Assets & Liabilities considering concessional Income Tax rate of 25.17% including surcharge and cess.



# ODISHA POWER GENERATION CORPORATION LIMITED

## 23 Current financial liabilities- Trade Payables

	Particulars	As at 31 March 2025	As at 31 March 2024
<b>Trade Payables</b>			
	Total outstanding dues of micro enterprises and small enterprises	14.25	11.01
	Total outstanding dues of creditors other than micro enterprises and small enterprises	268.00	268.94
	<b>Total</b>	<b>282.25</b>	<b>279.95</b>


(Rupees in Cr)

(i) The amount due to Micro and Small Enterprises as defined in the "The Micro, Small and Medium Enterprises Development Act, 2006" has been determined to the extent such parties have been identified on the basis of information available with the Company. The disclosures relating to Micro and Small Enterprises are as under:

Description	As at March 31, 2025	As at March 31, 2024
a. The principal amount remaining unpaid to supplier as at the end of the year	14.25	11.01
b. The interest due thereon remaining unpaid to supplier as at the end of the year		
c. The amount of interest due and payable for the period of delay in making payment (which have been paid but beyond the appointed day during the year) but without adding the interest specified under this Act		
d. The amount of interest accrued during the year and remaining unpaid at the end of the year		

(Rupees in Cr)

- (ii) The company primarily receives coal from MCL & OCPL.
- (iii) Trade Payables includes Rs 2.11 Cr (Previous Year Rs 2.11 Cr) (net) in MCL account which is due to non adjustment of differential entry tax, quantity difference, pumping charges of water supplied and credit allowed in un-graded coal etc. at their end.





(iv) Trade Payable aging schedule for the year ended March 31,2025 is as follows:

Particulars	Unbilled amount	Outstanding for following periods from due date of payment					Total
		Not yet due	Less than 1 year	1-2 years	2-3 years	More than 3 years	
Undisputed dues							
Outstanding dues to MSME			14.25	-	-	-	14.25
Others	69.47		191.12	1.37	1.20	2.73	265.89
<b>Sub total</b>	<b>69.47</b>	<b>-</b>	<b>205.37</b>	<b>1.37</b>	<b>1.20</b>	<b>2.73</b>	<b>280.14</b>
Disputed dues							
Outstanding dues to MSME							
Others							
<b>Sub total</b>	<b>-</b>	<b>-</b>	<b>-</b>	<b>-</b>	<b>-</b>	<b>-</b>	<b>2.11</b>
<b>Total</b>	<b>69.47</b>	<b>-</b>	<b>205.37</b>	<b>1.37</b>	<b>1.20</b>	<b>4.84</b>	<b>282.25</b>

(v) Relationship with struck off companies

Name of struck off company	Vendor Code	Nature of transaction	Transaction during the year	Balance outstanding	Relationship with struck off companies
Bennett Coleman & Co. Ltd.	2002539	Advertisement	0.01	0.01	Vendor

(vi) Trade Payable aging schedule for the year ended March 31,2024 is as follows:

Particulars	Unbilled amount	Not yet due	Outstanding for following periods from due date of payment				Total
			Less than 1 year	1-2 years	2-3 years	More than 3 years	
Undisputed dues							
Outstanding dues to MSME			11.01	-	-	-	11.01
Others	122.72		141.15	4.65	6.98	(8.66)	266.83
<b>Sub total</b>	<b>122.72</b>	<b>-</b>	<b>152.16</b>	<b>4.65</b>	<b>6.98</b>	<b>(8.66)</b>	<b>277.84</b>
Disputed dues							
Outstanding dues to MSME							
Others							
<b>Sub total</b>	<b>-</b>	<b>-</b>	<b>-</b>	<b>-</b>	<b>-</b>	<b>2.11</b>	<b>2.11</b>
<b>Total</b>	<b>122.72</b>	<b>-</b>	<b>152.16</b>	<b>4.65</b>	<b>6.98</b>	<b>(6.55)</b>	<b>279.95</b>

(vii) Relationship with strick off companies

Name of strike offcompany	Vendor Code	Nature of transaction	Transaction during the year	Balance outstanding	Relationship with strike off companies
Nil					



# ODISHA POWER GENERATION CORPORATION LIMITED

## 24 Current Financial Liabilities- Borrowings

(Rupees in Cr)

Particulars	As at 31 March 2025	As at 31 March 2024
<b>Loans repayable on demand</b>		
<b>From Banks</b>		
Secured		
a. Cash credit	2.35	102.88
<b>From Financial Institutions</b>		
Secured		
b. Medium Term Loan from REC Ltd	-	-
b. Medium Term Loan from REC Ltd	0.00	20.83
<b>Current maturities of non-current borrowings</b>		
From Financial Institutions and Bank		
a. From Power Finance Corporation Ltd (PFC)	229.52	229.52
b. From REC Ltd	180.73	180.73
c. From Indian Bank	80.00	80.00
d. From REC Ltd- FGD	13.19	-
e. Interest accrued on borrowings	59.53	70.08
<b>Total</b>	<b>565.32</b>	<b>684.04</b>

### A Cash Credit (CC):

- (i) Working Capital Limit of Rs. 500 Cr, consisting 60% as Working Capital Demand Loan (WCDL) & 40% as Cash Credit (CC) Facility and Rs.50 Cr as Bank Guarantee (BG) & Letter of Credit (LC), sanctioned from Union Bank of India to meet the Working Capital requirement of the Company.

Drawl / utilisation of CC facility is based on monthly drawing power which is determined based on book debts (other than book debts more than 180 days), inventory for stores & spares, consumables and raw materials (net off of creditors) after taking into account margin of 25% to arrive the drawing power.

- (ii) **Security:** Cash Credit Facility is secured by First exclusive Hypothecation Charge on Raw materials, Consumable Spares and Book Debts of Unit 1&2 and Unit 3&4 and Second exclusive Charge on all the immovable and movable assets charged to PFC, REC & Indian Bank created out of the Term Loan from PFC, REC & Indian bank.
- (iii) **Interest:** : Rate of interest applicable on CC facility is linked to 1 year MCLR rate and reset on yearly basis. Interest Rate applicable during the reporting year w.r.t. CC facility is 8.65% p.a. (April 24 to May 24) and 8.90% p.a. (June 24 to March 25). Rate of interest applicable on WCDL is linked to 1 month MCRL rate & reset on monthly basis and Interest rate applicable during the reporting year is 8.15% p.a. (1st April 24 to 10th Sept 2024), 8.20% p.a. (11th Sept 2024 to 10th Nov 2024) and 8.30% p.a. (11th Nov 2024 to 31st March 2025).
- (iv) The Company has not made any default in repayment of loans or interest thereon during the reporting Year .
- (v) Balance outstanding as on reporting date is duly confirmed by Union Bank of India.

### Borrowings (CC) secured against current asset

Monthly statements as per books of account related to current assets has been duly filed with the bank within stipulated time.

### Medium Term Loan (MTL):

MTL with sanction limit of Rs.500.00 Crore availed from REC during FY 2021-22 to meet the working capital requirement of the Company.



- (ii) **Security:** MTL is secured by exclusive first charge by way of hypothecation of whole of the existing movable assets i.e. plant & machinery of Unit 1 & 2, 210 MW each at IB Thermal Power Station in Jharsuguda District of Odisha based on fair market value to cover 120% of the sanction limit.
- (iii) **Interest:** Applicable interest rate for MTL sanctioned by REC is 8.75% p.a. monthly rest.
- (iv) **Repayment:** The MTL shall be repaid in 24 monthly equal instalments comencing after moratorium period of 12 month from 1st disbursement. The repayment of MTL commenced from May 2022 and fully repaid in April 2024.
- (v) The Company has not made any default in repayment of loans or interest thereon during the reporting Year.
- (vi) Balance outstanding as on reporting date is duly confirmed by REC Ltd.

**C Current maturities of non-current borrowings**

Details in respect of rate of interest and terms of repayment of current maturities of secured non-current borrowings indicated above are disclosed in Note 19

**25 Current liabilities-Other Financial Liabilities**

(Rupees in Cr)		
Particulars	As at 31 March 2025	As at 31 March 2024
a. Interest accrued on Medium term Loan	-	-
b. Interest accrued on Short Term Loan	-	-
c. Others:		
i. Deposits & Retention Money	112.47	97.46
ii. Liabilities for Expenses	419.67	6.08
iii. Payable to employees	18.15	17.42
iv. Capital Creditors	197.96	83.20
<b>Total</b>	<b>748.25</b>	<b>204.16</b>

- (i) Liability for expenses, includes Rs.412.09 Cr relating to BG encashment including interest as per contract obligations.
- (ii) Capital creditors represents, supply & services related to Unit 3 & 4 balance work and FGD & FGC work of Unit 3 & 4.

**26 Current Liabilities-Other Current Liabilities**

(Rupees in Cr)		
Particulars	As at 31 March 2025	As at 31 March 2024
a. Advances from Customers & others	0.46	104.31
b. Statutory Dues Payables	7.54	4.34
<b>Total</b>	<b>8.00</b>	<b>108.65</b>

a. Advance from customers & others includes adhoc payment for fuel oil cost against pending FPA bill raised to GRIDCO from the FY 2016-17 to 2020-21 amounting to Nil (previous year Rs 104.15 Cr)

b. Statutory dues payables includes amount payable in respect of GST, TDS, TCS etc which will be paid in next reporting period.



## 27 Current Liabilities-Provisions

(Rupees in Cr)		
Particulars	As at March 31, 2025	As at March 31, 2024
Employee Benefits		
- Gratuity	-	-
- Leave benefits	7.78	9.15
- One Time Pension benefits	2.29	3.03
- Terminal TA benefits	1.24	1.29
- Pay revision	-	-
Provision for Environmental Compensation	23.61	-
Provision for MGR Lease Rent	39.39	-
Provision for CSR unspent	2.95	-
<b>Total</b>	<b>77.25</b>	<b>13.46</b>

- (i) For employee benefits refer Note no 21(i)
- (ii) As per the gazette notification no. SO 5481(E) dated 31.12.2021 issued by Ministry of Environment, Forest, and Climate Change (MoEF & CC), the Company is obligated to utilize 100% of the ash generated from its thermal power plant within first 5-Year cycle commencing from 1st April 2022. Since the Company could not achieve the target set through the provisions of above notification, obligation towards necessary compliance has been assessed and an amount of Rs. 23.61 crore has been recognised.
- (iii) As per the MoU executed between OPGC & MCL on 27.01.2014, OPGC has utilized Ac. 265.33 land of MCL (Lakhanpur, Ib Valley & Orient Area) for construction of MGR. Provision against land lease rent of Rs 39.39 Cr has been recognized including Rs. 14.79 Cr shown under CWIP.
- (iv) For provision for CSR refer Note no 21 (ii)



**ODISHA POWER GENERATION CORPORATION LIMITED**  
**28 Revenue from Operations**

Particulars	(Rupees in Cr)	
	For the year ended 31 March 2025	For the year ended 31 March 2024
Energy Sales	3,981.77	3,721.74
<b>Total</b>	<b>3,981.77</b>	<b>3,721.74</b>

(i) The Company primarily generates revenue from contracts with GRIDCO for supply of energy generated from power plants.

(ii) Energy Sales from Unit 1 & 2 of Ib TPS has been accounted for in accordance with the tariff approved by Hon'ble Odisha Electricity Regulatory Commission (OERC) on 13.02.2024 in case no 112/2023.

(iii) Energy Sales from Unit 3 & 4 of Ib TPS is under long term PPA with GRIDCO and has been billed and accounted for as per Generation tariff dated 07.01.2023 by Hon'ble OERC.


(iv) Sales of energy are net of rebate amounting to Rs.48.89 Cr (Previous Year Rs. 46.34 Cr).

(v) Energy Sales includes reimbursement of electricity duty towards auxiliary consumption for the year amounting to Rs. 45.28 Cr (Previous Year Rs. 40.86 Cr).

(vi) Sales does not include auxiliary consumption of 315.90 MU (Previous Year : 295 MU) for Unit 1 & 2 and 565.16 MU (Previous Year : 518.71 MU ) for Unit 3 & 4.

(vii) For MMHP, Hon'ble OERC vide case no 35/2018 dated 05.01.2019 have ordered tariff of Rs 3.91/kwh from 2007-08 onwards both for pre and post PPA period for Kendupatna and Biribati on net export basis.

On the basis of such approved order and direction, The Company has raised year wise invoices along with jointly certified meter reading by representatives of OPGC and TPCODL which are accepted by GRIDCO.





(viii) Energy exported from MMHP in the reporting Period 51,280 Kwh (Previous Year 70,976 Kwh ) billed to GRIDCO on net export basis.

(ix) Delay Payment surcharge (DPS) amounting to Rs 50.98 Cr and Rs. 30.67 Cr (Previous year Rs 50.65 Cr and Rs. 50.49 Cr ) for Unit 1&2 and Unit 3 & 4 respectively has been billed to GRIDCO but not recognised by the company in the books of account which is recognised only when there is no significant uncertainty as to accountability or collectability exists.

(x) The company has Power Purchase Agreements (PPA) with GRIDCO which are identifiable contract for supply of power. The company recognised revenue in the books of accounts as per Ind AS 115. There will be no impact of standalone selling price as the reporting entity books its revenue on the basis of the tariff order of OERC.

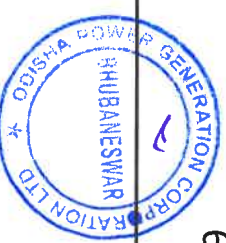
(xi) Sale of energy related to Unit 1 & 2 and Unit 3&4 has been secured through LC arrangement made by Union Bank of India.

(viii) Particulars of Generation, Auxiliary Consumption and Sale of power

**Unit 1 & 2**

**(Rupees in Cr)**

Particulars	For the year ended 31 March 2025	For the year ended 31 March 2024
Generation (MU)	2,712.70	2,506.48
Import (MU)	2.37	4.02
Sale ( MU )	2,379.86	2,202.13
Auxiliary consumption (MU)	315.90	295.78
Misc Energy Consumption (MU)	19.31	12.59
Sale (Net) (Rs in Cr)	733.06	666.96



## Unit 3 & 4

Particulars	For the year ended 31 March 2025	For the year ended 31 March 2024
Generation (MU)	10,056.39	9,293.18
Import (MU)	-	2.45
Sale ( MU )	9,489.07	8,772.13
Auxiliary consumption (MU)	565.16	518.71
Misc Energy Consumption (MU)	2.16	4.79
Sale (Net) (Rs in Cr)	3,248.70	3,054.78

Product/ Service	Nature, timing of satisfaction of performance obligations and significant payment terms
---------------------	---

Energy sales	The Company recognises revenue from contracts for energy sales over time as GRIDCO simultaneously receive and consume the benefits provided by the Company. The tariff for computing revenue from energy sales is determined in terms of OERC Regulations as notified from time to time. The amount of revenue recognised for energy sales is adjusted for variable consideration, wherever applicable, which are estimated based on the historical data available with the Company. The amounts are billed on a Monthly basis and are payable within contractually agreed credit period.
--------------	---




# ODISHA POWER GENERATION CORPORATION LIMITED

## 29 Other Income

(Rupees in Cr)

Sl	Particulars	For the year ended 31 March 2025	For the year ended 31 March 2024
<b>a</b>	<b>Interest Income</b>		
	Interest income from Bank Deposits at amortised Cost	46.49	8.86
	Others	0.38	1.09
		<b>46.87</b>	<b>9.95</b>
<b>a</b>	<b>Dividend Income</b>		
	Dividend Received from Investment- OCPL	-	-
		<b>-</b>	<b>-</b>
<b>b</b>	<b>Other non-operating income</b> (net of expenses directly attributable to such income)		
	Sale of Scrap / residual materials	0.47	0.44
	Sale of Ash bricks	0.00	0.00
	Receipt for Rent, Water, Electricity Charges	6.06	2.32
	Miscellaneous Incomes	1.93	1.41
	Gain/(loss) on Physical Inventory	(0.01)	1.03
	Liability/Provision written back	0.36	1.10
		<b>8.81</b>	<b>6.30</b>
<b>c</b>	<b>Other gains and losses</b>		
	Gain /(loss) on disposal of PPE	-	-
		<b>-</b>	<b>-</b>
	<b>Total (a+b+c)</b>	<b>55.68</b>	<b>16.25</b>
<b>d</b>	<b>Less :</b>		
	Amount included in the cost of qualifying assets	0.01	0.02
		<b>0.01</b>	<b>0.02</b>
	<b>Total</b>	<b>55.67</b>	<b>16.23</b>



(i) Miscellaneous income includes

LD, Penalty recoveries , SD & EMD forfeited for Rs. 1.19 Cr (Previous Year Rs. 1.11 Cr) from contractors and others .

(ii) Receipt for Rent, Water, Electricity Charges includes

(a) Township recoveries of Rs 1.25 Cr (Previous Year Rs. 1.10 Cr).

(c) Rs. 1.08 Cr (Previous Year Rs. 1.04 Cr) towards Service charges of Water pumping facility to MCL.

(D) Rent received from OCAC against Shakti Bhawan for Rs. 3.73 Cr (Previous year Nil)

(iii) Gain/(loss) on Physical verification of stores, represents loss of Rs 0.06 Cr (previous year gain of Rs 1.03 Cr) found at the year end Physical verification done by third party.

(iv) Liability / excess provision written back includes excess Variable pay provision for Rs. 0.36 Cr (Previous year Rs. 1.07 Cr) during the reporting year.

		Rs Cr	
(v)			
Excess Provision written back related to		Year ended March 31, 2025	Year ended March 31, 2024
Employee benefits and expense		0.35	1.07
Generation and other expenses			-
Administrative expenses		0.02	0.03

(vi) Sale of ash bricks after adjusting cost of sales amounting to Nil (Previous Year: Rs Nil), primarily on supplying ash bricks to the agencies engaged inside the plant for developing infrastructural facilities such as construction of auxiliary buildings, various sheds, boundary walls, building partition walls and road paving etc. Supply of fly ash bricks for such activities are made on cost-to-cost basis without any margin thereon and the Company is not selling fly ash/ ash bricks to outside parties for commercial purpose.



# ODISHA POWER GENERATION CORPORATION LIMITED

## 30 Cost of raw material consumed

		(Rupees in Cr)	
Particulars		For the year ended 31 March 2025	For the year ended 31 March 2024
Imported		-	-
Indigenous		1,823.59	1,713.35
<b>Total</b>		<b>1,823.59</b>	<b>1,713.35</b>

## Particulars of raw materials consumed

(Rupees in Cr)

Particulars		For the year ended 31 March 2025	For the year ended 31 March 2024
Coal		1,805.98	1,696.28
HFO / LDO		17.61	17.07
		1,823.59	1,713.35
<b>Less :</b>			
Amount included in the cost of qualifying assets		-	-
<b>Total</b>		<b>1,823.59</b>	<b>1,713.35</b>

(i) The company primarily receives coal from MCL & OCPL based on the FSA Signed between the parties & oil from IOCL based on agreed terms & conditions.

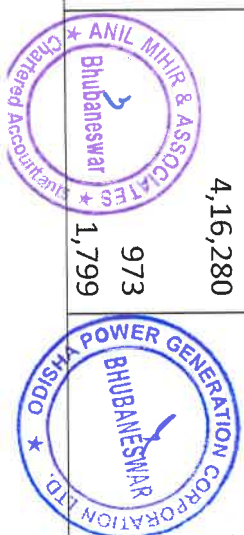
(ii) As per clause (10) of FSA signed between OCPL and OPGC on 31.03.2022, Bills raised on Supply of coal during the year by OCPL at the rate prevailing for respective grade of coal supplied which will be later revised as per price determined by the Regulatory. However no such revised rate has been prescribed by the competent authority for coal supply during the year. Hence, the possible impact on Coal cost visa-vis profit profit/( loss) indeterminable at this point of time.






- (iii) For Unit 1 & 2 MCL, Coal Consumption of 10,82,197 MT amounting to Rs 202.39 Cr (Previous Year : 22,79,591 MT amounting to Rs 399 cr) including Coal Shortage of 1524.78 MT amounting to Rs 0.27 Cr (Previous Year 2703.94 MT amounting to Rs 0.47 Cr) found during physical verification has been charged to cost of raw material consumption as per the policy Note No-4.12. An adjustment entry for 568 MT of coal amounting Rs. 0.96 Cr accounted at the end of the year.
- (iv) For Unit 1 & 2 OCPL, Coal Consumption of 12,65,618 MT amounting to Rs. 230.33 Cr (Previous Year : Nil) has been charged to cost of raw material consumed.
- (v) For Unit 3 & 4, OCPL Coal Consumption of 67,10,626 MT amounting to Rs. 1373.74 Cr (Previous Year 60,67,681 MT amounting to Rs. 1219.20 Cr ) including Coal Shortage of 1185.83 MT amounting to Rs 0.24 Cr (Previous Year Coal Shortage of 5246.76 MT amounting to Rs 1.44 Cr) found during physical verification has been charged to cost of raw material consumption as per the policy Note No-4.12. An adjustment entry for 2096 MT of coal amounting Rs. 0.38 Cr accounted at the end of the year.
- (vi) For Unit 3 & 4, OCPL Coal through Indian Railway Consumption of Nil (Previous Year 4,16,280 MT amounting to Rs. 78.29 Cr) has been charged to cost of raw material consumed.
- (vii) For Unit 1 & 2, LDO Consumption of 1493 KL amounting to Rs 11.84 cr (Previous Year : 973 KL amounting to Rs 8.25 cr) has been charged to cost of raw material consumption.
- (viii) For Unit 3 & 4, HFO & LDO Consumption of 1018 KL amounting to Rs. 5.76 Cr (Previous Year : 1799 KL amounting to Rs. 8.83 Cr) has been charged to cost of raw material consumption.
- (ix) As per the gazette notification no. 11/86/2017-Th.II dated 08.10.2021 issued by Ministry of Power, the company has utilised Rs 0.05 Cr towards Bio mass pellets for Unit 3 & 4 through co-firing.
- (x) Quantitative statement of Coal & Oil consumption

Particulars	Unit	Year ended 31 March 2025		Year ended 31 March 2024	
		Quantity	Rs Cr	Quantity	Rs Cr
MCL Coal Unit 1 & 2	MT	10,82,197	202.23	22,79,591	398.79
OCPL coal Unit 1&2	MT	12,65,618	230.33	-	-
OCPL Coal U# 3 & 4	MT	67,10,626	1,373.36	60,67,681	1,219.20
OCPL Coal U# 3 & 4 IR	MT			4,16,280	78.29
Bio mass for Unit 3 & 4	MT	89	0.06		
LDO Unit 1 & 2	KL	1,493	11.84	973	8.25
HFO & LDO Unit 3 & 4	KL	1,018	5.76	1,799	8.83



(xi)

Product/ Service	Nature, timing of satisfaction of performance obligations and significant payment terms
Fuel Cost	<p>Fuel cost is booked on the basis of invoices raised by the Fuel Vendors excepting the invoices disputed otherwise. In case of non receipt of invoices before closure of books of accounts, the company estimates based on historical data, the amount in all likelihood would be raised by the fuel vendors towards quantity, quality or otherwise and provides the same in the books. Differential value of actual and provisional value taken is booked in the subsequent period in which the invoices are received.</p>



# ODISHA POWER GENERATION CORPORATION LIMITED

## 31 Employee Benefit Expenses

(Rupees in Cr)

Particulars	For the year ended 31 March 2025	For the year ended 31 March 2024
Salaries and Wages	102.92	101.59
Contribution to provident and other funds	10.08	10.66
Staff Welfare expenses	10.02	10.33
<b>Total (A)</b>	<b>123.01</b>	<b>122.58</b>
<b>Less :</b>		
Allocated to fuel cost	11.84	10.38
Amount included in the cost of qualifying assets	1.22	1.15
<b>Total (B)</b>	<b>13.06</b>	<b>11.53</b>
<b>Net (A-B)</b>	<b>109.95</b>	<b>111.05</b>

- (i) Salary accrued amounting to Rs 2.05 Cr (Previous Year: Rs 1.76 Cr ) as expenses with respect to key managerial personnel. The details of such expenses are as below:

Particulars	Year ended March 31, 2025	Year ended March 31, 2024
(a) Short term employee benefits	1.62	1.72
(b) Post employment benefits	0.42	0.04
(c) Other employee benefits	-	-

- (ii) It includes an amount of Rs 12.70 Cr (Previous Year Rs 11.99 Cr) towards provision for Variable Pay of the employees under approved performance management system of the company.
- (iii) Salary and wages includes Rs 3.05 Cr ( Previous Year Rs 6.21 Cr ) towards provision for EL, HPL, Two months Terminal TA & Six months Pension during the reporting Period.
- (iv) **Disclosure as per Ind AS-19 in respect of provision made towards various employee benefits are given as follows.**

**A. Provident Fund:** Company pays fixed contribution to provident fund at predetermined rates to a separate trust, which invests the funds in permitted securities. The contribution to the fund for the year is recognised as expense and is charged to the Statement of Profit and Loss. The obligation of the Company is to make such fixed contribution and to ensure a minimum rate of return to the members as specified by Govt. of India.



**B. Gratuity:** The Company has a defined benefit gratuity plan. Every employee who has rendered minimum continuous service of five years is entitled to gratuity at 15 days salary (15/26 X last drawn basic salary & dearness allowance as applicable) for each completed year of service or part thereof in excess of six months subject to a maximum of 20 Months salary on superannuation, resignation, termination, disablement or on death. The actuarial valuation has been made by taking into account maximum gratuity @ 15 days salary for each completed year of service subject to maximum 20 Months salary as specified in OPGC Ltd Rule for Group Gratuity Scheme. The scheme is funded and managed by LIC. The Company recognised liability on the basis of actuarial valuation.

**C. Leave:** The Company provides for earned leave benefit (including compensated absences) and half-pay leave to the cadre employees of the Company which accrue annually at 30 days and 10 days respectively. Similarly the company also provides benefit to Market Based Salary structure employees (MBS) which accrued annually at 24 days. Earned leave and half pay leave are not encashable during service. However total earned leave that can be encashed on superannuation / separation shall be restricted to 300 days in case of cadre employees and 120 days in case of MBS employees. Commutation of half-pay leave shall be permissible for cadre employees only. These schemes are unfunded and the liability for the same is recognised on the basis of actuarial valuation.

**D. Pension:** The Company in its 204th Board meeting held on 28.05.2018 has approved six months salary as one time financial benefits towards pension to the OPGC cadre employees at the time of retirement with effect from 23.03.2017. The scheme is unfunded and the liability for pension benefits payable is recognised based on the annual actuarial valuation.

**E. Retirement TA:** In accordance with provisions of company Travel Policy, two months last drawn salary is payable to employees on retirement by superannuation to meet travelling expenses. The scheme is unfunded and the liability is recognised based on the annual actuarial valuation.

- (v) The above mentioned schemes (C, D and E) are unfunded and are recognised on the basis of actuarial valuation.
- (vi) The Gratuity scheme is funded and managed by LIC and the proportionate liability is recognised on the basis of actuarial valuation.
- (vii) Provident Fund is managed by the Company through separate Trust.



## ODISHA POWER GENERATION CORPORATION LIMITED

### 32 Finance Costs

(Rupees in Cr)

Particulars	For the year ended 31 March 2025	For the year ended 31 March 2024
(a) <b>Interest Expense</b>		
Interest on Term Loan	566.86	591.77
Interest on Medium Term Loan	0.14	13.65
Interest on Short Term Loan	-	1.20
Interest on short term loans from scheduled bank	1.67	15.94
Interest on Decommissioning and Construction liability	0.82	0.36
(b) <b>Other Borrowing Cost</b>		
Upfront fee Charges	3.51	3.88
<b>Total Finance Cost</b>	<b>573.01</b>	<b>626.81</b>
Less : amount included in the cost of qualifying assets	38.79	25.56
<b>Total</b>	<b>534.22</b>	<b>601.25</b>

- (i) Interest on term loan represents loan from PFC , REC LIMITED ,Indian Bank and OGB and interest for the same has been calculated based on the outstanding loan drawn for Unit 3 & 4 and FGD & FGC Project & R & M work. For details terms and condition refer Note 19.
- (ii) Interest paid towards MTL loan to REC LIMITED amounting to Rs 0.14 Cr (Previous Year Rs 13.65 Cr) has been accounted for as Finance cost. For details terms and condition refer Note 24.
- (iii) Interest paid towards Short term MTL loan to REC LIMITED amounting to Nil (Previous Year Rs 1.20 cr) has been accounted for as Finance cost. For details terms and condition refer Note 24.
- (iv) Interest on Cash Credit laon (CC) taken from Union Bank amounting to Rs 1.67 Cr (Previous Year Rs.15.94 Cr) has been accounted for as Finance cost. For details terms and condition refer Note 24.
- (v) Interest on Decommissioning and Construction liability represents future decommissioning liability of Ash Pond of Unit 1 , 2 , 3 & 4.
- (vi) Upfront fee represents fees paid to PFC & REC LIMITED, Indian Bank & SBI Caps at the time of availment term loans which is charged on periodic basis as other borrowing cost.
- (vii) Upfront fee charges includes, upfront fee / processing fee paid at the time of availment of term loan to PFC, REC & Indian Bank and cost of refinancing of existing term loan (i.e. pre-payment charges paid to REC and syndication fees paid to SBI Capital Markets Ltd), which is amortised over the loan period and stated under other borrowing cost.





# ODISHA POWER GENERATION CORPORATION LIMITED

## 33 Depreciation & amortisation expenses

		(Rupees in Cr)	
Particulars	For the year ended 31 March 2025	For the year ended 31 March 2024	
Depreciation & amortisations	400.86	374.01	
Less :			
Allocated to fuel cost	93.60	78.88	
Amount included in the cost of qualifying assets	-	-	
<b>Total</b>	<b>307.26</b>	<b>295.13</b>	

- (i) Depreciation & amortisations includes Rs 5.38 Cr (Previous Year Rs 5.30 Cr) amortization towards use of right to use of Leasehold land.
- (ii) Depreciation & amortizations includes Rs.23.64 Cr (Previous Year: Rs.15.73 Cr) and Rs. 377.22 Cr (Previous Year: Rs. 358.28 Cr) for Unit 1 & 2 and Unit 3 & 4 respectively charged to Statement of profit and loss. For details of assets capitalized during the year, refer Note no 2, 3 & 4.
- (iii) Useful life taken for calculation of depreciation is as per accounting policy no 4.6 and Schedule II of The Companies Act 2013.

## 34 Impairment losses

		(Rupees in Cr)	
Particulars	Year ended March 31, 2025	Year ended March 31, 2024	
Impairment of CWIP (Mini Micro Hydel Projects).	-	-	
<b>Total</b>	<b>-</b>	<b>-</b>	



# Odisha Power Generation Corporation Limited

## 35 Other Expenses

(Rupees in Cr)

	Particulars	For the year ended 31 March 2025	For the year ended 31 March 2024
	<b>Generation Expenses:</b>		
	Consumption of Stores, spares & chemicals	95.64	88.40
	Power charges	0.54	0.79
	Electricity Duty	50.63	45.52
	Water charges	48.45	45.97
	Contract Job outsourcing expenses	95.43	75.53
	Insurance	57.18	47.85
	Other Generation expenses	29.14	25.93
	Ash Utilisation Expenses	26.83	5.58
	Environmental Compensation Charges	23.61	-
	Repairs to Ash Pond	26.87	20.91
	Repairs to buildings	7.95	6.35
	Repairs to Machinery	0.21	0.20
		<b>462.48</b>	<b>363.03</b>
	<b>Administrative Expenses:</b>		
	Rent	2.46	2.25
	Recruitment & training expenses	1.11	1.43
	Legal fees & expenses	2.27	13.17
	Fine & Penalty Expenses		
	IT maintenance expense	6.24	4.66
	R/M to other facilities	2.21	1.52
	Repair & Running expenses of Motor Cars & other vehicle	4.62	4.97
	Professional Fees and expenses	1.00	0.91
	Land Rent & Cess	28.88	4.93
	Rate, Taxes & Cess	0.21	-
	Travelling expenses	0.77	1.24
	Watch and Ward expenses	10.42	8.79
	Township development expenses	21.49	18.83
	General expenses	5.32	7.44
		<b>87.00</b>	<b>70.13</b>
	<b>Other Expenses:</b>		
	Remuneration to Auditor	0.22	0.21
	Peripheral development expenses	0.09	0.01
	Donation	-	2.00
	Provision for obsolete spare	0.23	-
	Provision for accrued interest against BG encashment	28.43	-
	Directors sitting fee	0.15	0.01
	Fixed Assets retired by scraping	11.71	0.13
		<b>40.83</b>	<b>2.36</b>
	<b>Corporate Social Responsibility (CSR) Expenses</b>	<b>13.24</b>	<b>3.01</b>
	Less: Allocated to Fuel Cost	70.23	58.73
	Amount included in the cost of qualifying assets	0.23	1.05
		<b>70.46</b>	<b>59.78</b>
	<b>Total</b>	<b>533.09</b>	<b>378.76</b>



# Odisha Power Generation Corporation Limited

## (i) Payment to Auditors:

	For the year ended 31 March 2025	For the year ended 31 March 2024
a. Statutory Audit		
Statutory Audit Fees	0.11	0.11
Statutory Audit expenses	0.01	0.01
Limited Review Fees	0.07	0.07
b. Tax Audit fees	0.02	0.02
c. Certification fee	0.02	0.01
<b>TOTAL</b>	<b>0.22</b>	<b>0.21</b>

- (ii) For Unit 1 & 2, other expenses includes generation expenses amounting to Rs. 147.86 Cr (Previous Year Rs. 108.68 Cr), Administration expenses amounting to Rs.28.70 Cr (Previous Year Rs. 29.03 Cr) and Other expenses amounting to Rs 3.73 Cr (Previous Year Rs. 2.55 Cr).
- (iii) For Unit 3 & 4, other expenses includes generation expenses amounting to Rs. 244.38 Cr (Previous Year Rs. 194.79 Cr), Administration expenses amounting to Rs. 58.07 Cr (Previous Year Rs. 40.12 Cr) and Other expenses amounting to Rs 37.11 (Previous Year: Nil).
- (iv) As per the gazette notification no. SO 5481(E) dated 31.12.2021 issued by Ministry of Environment, Forest, and Climate Change (MoEF & CC), the Company is committed to utilize 100% of the ash generated from its thermal power plant within the first 5-year compliance cycle commencing from 1st April 2022. However, the company has made a provision amounting to Rs 23.61 Cr towards non-refundable environmental compensation charges @ 10% on shortfall in stipulated ash utilization during the financial year, as the company has generated 3.76 MMT ash and utilised 0.65 MMT out of minimum utilization of 3.01 MMT during the year leaving a shortfall of 2.36 MMT.
- (v) An accident occurred in the ash pond of Unit 1 & 2 on 09th December 2023. An Initial claim has been logged with Oriental Insurance Company Limited. As the finalisation of claim is yet to be done, no accounting treatment for the same has been provided in the financial statement for the year ended, 31st March 2025. However, the cost incurred during the year in restoration of ash Pond has been charged to revenue.
- (v) In terms of section 135 of the Companies Act 2013, the Company is required to make Rs.10.38 Cr expenditure on Corporate Social Responsibility during the reporting year.



# Odisha Power Generation Corporation Limited

The Company's CSR spent during the Year ended March , 2025 is as under;

Particulars		In Cash	Yet to be paid in Cash	Total
(i)	Construction / acquisition of any asset	-	-	
	On purpose other than (i) above *	7.34	5.90	13.24
<b>Total</b>		<b>7.34</b>	<b>5.90</b>	<b>13.24</b>

\*Above expenses Rs 13.24 includes Rs 1.38 Cr related to previous year(FY 2023-24)

Cost of Qualifying Assets (Unit 3 & 4- FGD)					(Rupees in Cr)
Particulars		For the year ended 31 March 2025		For the year ended 31 March 2024	
<b>A.</b>	<b>EMPLOYEE BENEFIT EXPENSES</b>				
	Salaries & Wages	1.13		1.06	
	Contribution to				
	Provident fund	0.05		0.05	
	Gratuity fund				
	Staff Welfare Expenses	0.04	1.22	0.04	1.15
<b>B</b>	<b>FINANCE COST</b>				
	Interest Expenses	38.79		25.56	
	Other borrowing Cost		38.79		25.56
<b>C</b>	<b>ADMINISTRATIVE AND OTHER EXPENSES</b>				
	Administrative Expenses				
	General expenses	0.20		1.02	
	Travelling expenses	0.03		0.03	
	Donation	-	0.23	-	1.05
	<b>Total</b>	-	<b>40.24</b>	-	<b>27.76</b>
<b>OTHER INCOME</b>					
	Other non-operating income (net of expenses directly attributable to such income)	0.01		0.02	
	<b>Total</b>		<b>0.01</b>	<b>0.02</b>	<b>0.02</b>



**ODISHA POWER GENERATION CORPORATION LIMITED**

**36 Disclosure as per Ind AS 24 'Related Party Disclosures'**

**a. Equity Shareholders:**

Governor of Odisha

**b. Joint Venture Company:**

Odisha Coal and Power Limited (OCPL)

**c. Key Managerial Personnel (KMP):**

Whole Time Directors

Sri Kedar Ranjan Pandu

Sri Gagan Bihari Swain

Sri Anjana Ranjan Dash

Sri Manas Kumar Rout

Managing Director	w.e.f. 03.02.2025
Director Finance	w.e.f. 23.08.2024
Director(Operation)	w.e.f. 07.04.2025
Director(Operation)	w.e.f. 19.04.2021 till 07.04.2025

**Government Nominee Directors:**

Sri Vishal Kumar Dev

Sri Hrudaya Kamal Jena

Sri Pratap Kumar Mishra

Sri Saswat Mishra

Sri Vishal Kumar Dev

Sri Nihar ranjan das

Sri Yudhistir Nayak, IAS

Sri Sariputta Mishra

Chairman	w.e.f. 25.11.2024
Director	w.e.f. 01.07.2021
Director	w.e.f. 18.03.2025
Chairman	w.e.f. 06.08.2024 till 25.11.2024
Chairman	w.e.f. 18.11.2023 till 06.08.2024
Director	w.e.f. 05.10.2024 till 18.03.2025
Director	w.e.f. 15.09.2022 till 04.10.2024
Director	w.e.f. 20.12.2022 till 15.08.2024

**Other KMP**

Sri Ajit Kumar Panda

Sri Basant Kumar Sahoo

Chief Financial Officer	w.e.f. 12.06.2023 to 23.08.2024
Company Secretary	w.e.f. 22.07.2022

**Non Executive and Independent Director**

Sri Narendra Nath Mishra

Sri KC Samal

Prof. Suchitra Pal

Sri Anup Kumar Nanda

Independent Director	w.e.f. 08.12.2023
Independent Director	w.e.f. 08.12.2023
Independent Director	w.e.f. 21.12.2023
Independent Director	w.e.f. 12.03.2024

**d. Post employment benefit plans:**

OPGC Employees Group Gratuity Trust Fund

OPGC Limited EPF Trust Fund





## ODISHA POWER GENERATION CORPORATION LIMITED

### e. Entities under the control of the same Government:

The Company is a State Public Sector Undertaking (SPSU) controlled by Odisha Government by holding 100% Paid up Share Capital is under Department of Energy. The Company has applied the exemption available for government related entities and has made limited disclosures in the Financial Statements in accordance with Ind AS 24. Therefore, party-wise details of such transactions have not been given since such transactions are carried out in the ordinary course of business at arm length basis. Such entities with which the Company has significant transactions include but not limited to GRIDCO Ltd, Odisha Power Transmission Co Ltd (OPTCL), IDCO etc.

Transactions with related parties are as follows:

(Rupees in Cr)

Transactions	OCPL	GOO	Key Management Personnel	Relatives of Key Management Personnel	OPGC Limited EPF Trust Fund	OPGC Employees Group Gratuity Trust Fund
<b>Coal Procurement</b>						
FY 2024-25	1,442.41					
FY 2023-24	1,168.07					
<b>Contribution</b>						
FY 2024-25					15.45	-
FY 2023-24					14.91	-
<b>Remuneration</b>						
FY 2024-25			2.05			
FY 2023-24			1.72			
<b>Director seating fees</b>						
FY 2024-25			0.15			
FY 2023-24			0.01			
<b>Dividend paid</b>						
FY 2024-25	111.83					
FY 2023-24	103.37					



# ODISHA POWER GENERATION CORPORATION LIMITED

Transactions	OCPL	GOO	Key Management Personnel	Relatives of Key Management Personnel	OPGC Limited EPF Trust Fund	OPGC Employees Group Gratuity Trust Fund
Equity share capital received						
FY 2024-25		-				
FY 2023-24		53.00				
Guarantee outstanding						
FY 2024-25	263.84					
FY 2023-24	263.84					
Outstanding receivable						
FY 2024-25	0.03					
FY 2023-24	0.47					
Outstanding payables						
FY 2024-25					4.71	
FY 2023-24					4.77	

Details CTC of Key managerial personnels for FY 2024-25

Rs in Cr

Name of the employee	Designation	Fixed Pay	Variable Pay	Total
Mr. Kedar Ranjan Pandu	Managing Director I/c	0.07	-	0.07
Mr. Manasa Ranjan Rout	Director Operation	0.64	0.19	0.83
Mr. Gagan Bihari Swain	Director Finance	0.28	0.08	0.36
Mr. Basant Kumar Sahoo	Company Secretary	0.21	0.04	0.25
Mr. Ajit Kumar Panda	CFO	0.42	0.11	0.53
Total		1.62	0.42	2.05



**ODISHA POWER GENERATION CORPORATION LIMITED**

**37 Earning per share (EPS)**

The following table reflects the income and shares data used in the basic and diluted earnings per share computations.

(Rupees in Cr)

Particulars	For the year ended 31 March 2025	For the year ended 31 March 2024
<b>Profit after tax</b>	678.37	571.29
Less: Amount to be paid for diluted portion (net of tax)	-	-
<b>Profit attributable to ordinary shareholders - for Basic &amp; Diluted EPS</b>	<b>678.37</b>	<b>571.29</b>
Weighted average no. of Ordinary Shares for Basic & Diluted EPS	2,18,04,042	2,14,25,809
Nominal value of Ordinary Shares (Rs)	1,000.00	1,000.00
Basic & Diluted Earnings per Ordinary Share (Rs)	311.12	266.64


**38 Segment Reporting**

The company has more than one business segment but not reportable separately since generation from Mini Hydel Projects in terms of revenue is less than 10% of combined revenue. In view of above fact, segment information required as per Ind AS 108 is not provided.

**39 Contingencies (To the extent not provided for)**

**(a) Commitments**

Estimated amount of contracts remaining to be executed on capital contracts and not provided for (net of advances) Rs 438.67 Cr (Previous Year : Rs 630.91 Cr).



# ODISHA POWER GENERATION CORPORATION LIMITED

## (b) Contingencies

### Contingent Liabilities:

(Rupees in Cr)

Particulars	Opening balance as on 1st April 2024	During the period 01 April 2024 to 31 March 2025		Balance as on 31 March 2025
		Additions	Reversal	
<b>a. Claims against the Company not acknowledged as debt</b>				
(i) Income tax demands	4.57	-	(1.20)	3.36
(ii) Indirect tax demands (sales tax )	0.16	-	-	0.16
(iii) Indirect tax demands (service tax)	1.44	-	-	1.44
(vi) GST demands		24.84		24.84
(v) Claims of contractors and others	1,056.51	17.85	(301.13)	773.23
<b>b. Outstanding Bank guarantees</b>	64.76	0.03	-	64.79
	263.84	-		263.84
<b>c. Other money for which the Company is contingently liable</b>				
<b>Total</b>	<b>1,391.27</b>	<b>42.73</b>	<b>(302.34)</b>	<b>1,131.67</b>

(i) Interest on above demand wherever applicable is not ascertained and hence not included in the above.

(ii) Claims of contractors and others includes, demand of Rs. 36.26 Cr raised by Main Dam Division Burla vide letter no IWCRM/03/2025 dated 02.04.2025 towards Penalty levied for the period 12th to 28th June 2013 for 16 days & interest thereon against water drawl from Hirakud reservoir with reference to original demand No. MDD/9199 dtd 08.07.2013 amounting to Rs. 1.87 Cr. In responses to same the Comapany has written several letters to Water Resource Department of Government of Odisha with a copy to Energy Department of Government of Odisha (GOO) for waiver of the same citing the reason of waiver, the same is under consideration.

(iii) Claims of contractors and others includes demand of Rs. 28.22 Cr raised by OHPL vide letter no OHPC/HHEP/EN.COM/316/2024-25 dtd. 06.01.2025 towards compensation for loss of energy against the drawal of water from Hirakud reservoir with reference to the letter no 6140 dt 31.07.2012. In response OPGC has written several letters to OHPC to waive the charge citing the reason in that with reference to the Hon'ble High Court stay order. In this regard the chief secretary , Odisha in a meeting held on 16.12.22 decided (i) the water resource dept. to revisit the executive instruction issued and spirit of the orders of Hon'ble High Court. (ii) to waive the charges already levied / claimed by OPGC after getting confirmation from DoWR that the Comapny has not overdrawn any water on approval from the Government by the energy department.



## ODISHA POWER GENERATION CORPORATION LIMITED

- (iv) Claims of contractors and others includes Rs. 151.66 Cr raised by OGPTL and PGCL against power transmission and relinquishment charges. The Company has raised objection of all the charges before APTEL & CERC and the matter is under subjudice. As the matter is under dispute and in anticipation of further proceedings, the liability as stated by PGCL before CERC in Case No 380/MP/2019 after recomputation for an amount of Rs 15.44 Cr which was considered for provisioning towards relinquishment cahrges, later called back by CTU the and restored the revised relinquishment charges as Rs.112.88 Cr. The company has filed its rejoinder before CERC on 28.07.2022 challenging the flip flop and arbitrary assumptions of stranded capacity by CTU contravening the order of the Hon'ble APTEL and the case is pending before Hon'ble APTEL.
- (v) Claims of contractors and others includes Rs. 498.84 Cr raised by SBEL against challenging deduction of Royalty as per the enhanced rates prescribed under OMMC Rule, 2016 instead of old rates prescribed under 2004 Rules and had filed a case before Supreme Court of India in SLP No.4938/2020.
- (ii) SBEL has filed its claim for adjudication of various claims including royalty and others arising from the ash pond contract before the Sole arbitrator Mr. Justice (Retd.) Madan B Lokur appointed by Hon'ble High Court of Orissa.
- (vi) During the year ICC Arbitration Tribunal has awarded Rs. 73.38 Cr against the claim of Rs. 300.37 Cr lodged by Larsen & Toubro Ltd (L&T) vide case no 25804/HTG which was further amicably settled for Rs. 68.91 Cr including GST and paid to L&T Ltd on 12.06.2025.
- (vii) Other money for which the company is contingently liable includes Corporate Guarantee of Rs. 263.84 Cr provided to OCPL for availing perforce Bank Guarantee of 329.79 Cr by OCPL for submission to Nominated Authority, Ministry of Coal, Gol.





## ODISHA POWER GENERATION CORPORATION LIMITED

### 40 Capital Management :-

The Company's capital management is intended to create value for shareholders by facilitating the meeting of long term and short term goals of the Company. The Company determines the amount of capital required on the basis of annual business plan, coupled with long term and short term strategic investing plan. The funding requirements are met through equity and other long term and short term borrowings. The Company's policy is aimed at combination of short term and long term borrowings. The Company monitors the capital structure on the basis of net debt to equity ratio and maturity profile of the overall debt portfolio of the

### 41 Disclosure on Financial Instruments

This section gives an overview of the significance of financial instruments for the Company and provides additional information on balance sheet items that contain financial instruments. The details of significant accounting policies, including the criteria for recognition, the basis of measurement and the basis on which income and expenses are recognized, in respect of each class of financial asset, financial liability and equity instrument are disclosed in note 17 to the financial statements.

#### (a) Financial assets and liabilities

The following table presents the carrying amount and fair value of each category of financial assets & liabilities as at March 31, 2025

(Rupees in Cr)							
As at March 31, 2025	Fair value through statement of profit & loss	Fair value through OCI	Derivative instruments in hedging relationship	Derivative instruments not in hedging relationship	Amortised Cost	Total Carrying Value	Total Fair Value
<b>Financial assets</b>							
Investments					217.23	217.23	217.23
Cash and bank balances					905.20	905.20	905.20
Trade receivables					894.98	894.98	894.98
Loans					3.83	3.83	3.83
Other financial assets					75.06	75.06	75.06
<b>Total</b>	-	-	-	-	<b>2,096.30</b>	<b>2,096.30</b>	<b>2,096.30</b>
<b>Financial liabilities</b>							
Trade and other payables					282.25	282.25	282.25
Borrowings					6,003.94	6,003.94	6,003.94
Other financial liabilities					752.50	752.50	752.50
<b>Total</b>	-	-	-	-	<b>7,038.70</b>	<b>7,038.70</b>	<b>7,038.70</b>



# ODISHA POWER GENERATION CORPORATION LIMITED

(Rupees in Cr)

As at March 31, 2024	Fair value through statement of profit & loss	Fair value through OCI	Derivative instruments in hedging relationship	Derivative instruments not in hedging relationship	Amortised Cost	Total Carrying Value	Total Fair Value
Financial assets							
Investments					217.23	217.23	217.23
Cash and bank balances					42.29	42.29	42.29
Trade receivables					1,176.75	1,176.75	1,176.75
Loans					3.43	3.43	3.43
Other financial assets					31.44	31.44	31.44
Total	-	-	-	-	1,471.13	1,471.13	1,471.13
Financial liabilities							
Trade and other payables					279.95	279.95	279.95
Borrowings					6,545.55	6,545.55	6,545.55
Other financial liabilities					208.00	208.00	208.00
Total	-	-	-	-	7,033.50	7,033.50	7,033.50

(b) The following provides an analysis of financial instruments that are measured subsequent to initial recognition at fair value, grouped into Level 1 to Level 3:

**Quoted prices in an active market (Level 1):** This level of hierarchy includes financial assets that are measured by reference to quoted prices (unadjusted) in active markets for identical assets or liabilities. This category consists of investment in quoted equity shares, quoted corporate debt instruments and mutual fund investments.

**Valuation techniques with observable inputs (Level 2):** This level of hierarchy includes financial assets and liabilities, measured using inputs other than quoted prices included within Level 1 that are observable for the asset or liability, either directly (i.e., as prices) or indirectly (i.e., derived from prices). This level of hierarchy includes Company's over-the-counter (OTC) derivative contracts.

**Valuation techniques with significant unobservable inputs (Level 3):** This level of hierarchy includes financial assets and liabilities measured using inputs that are not based on observable market data (unobservable inputs). Fair values are determined in whole or in part, using a valuation model based on assumptions that are neither supported by prices from observable current market transactions in the same instrument nor are they based on available market data. The main items in this category are investment in unquoted equity shares, measured at fair value.

- (i) The short-term financial assets and liabilities are stated at amortized cost which is approximately equal to their fair value.
- (ii) The fair value in respect of the unquoted equity investments cannot be reliably measured.
- (iii) Management uses its best judgement in estimating the fair value of its financial instruments. However, there are inherent limitations in any estimation technique. Therefore, for substantially all financial instruments, the fair value estimates presented above are not necessarily indicative of all the amounts that the Company could have realized or paid in sale transactions as of respective dates. As such, the fair value of the financial instruments subsequent to the respective reporting dates may be different from the amounts reported each year.
- (iv) There have been no transfers between Level 1 and Level 2 for the years ended March 31, 2025 and March 31 2024




## ODISHA POWER GENERATION CORPORATION LIMITED

### 42 Other Statutory & Regulatory Information

- i The Company do not have any Benami property, where any proceeding has been initiated or pending against the Company for holding any Benami
- ii The Company have not traded or invested in Crypto currency or Virtual Currency during the financial year.
- iii The Company has not declared as a wilful defaulter by any bank or financial institutions or any other lender.
- iv The Company has not used the borrowings from banks and financial institutions for purposes other than that for
- v The Company have not advanced or loaned or invested funds to any other person(s) or entity(ies), including foreign entities (Intermediaries) with the understanding that the Intermediary shall:
  - a. directly or indirectly lend or invest in other persons or entities identified in any manner whatsoever by or on behalf of the company (Ultimate Beneficiaries), or
  - b. provide any guarantee, security or the like to or on behalf of the Ultimate Beneficiaries
- vi The Company have not received any fund from any person(s) or entity(ies), including foreign entities (Funding Party) with the understanding (whether recorded in writing or otherwise) that the Company shall:
  - a. directly or indirectly lend or invest in other persons or entities identified in any manner whatsoever by or on behalf of the Funding Party (Ultimate Beneficiaries), or
  - b. provide any guarantee, security or the like on behalf of the Ultimate Beneficiaries.
- vii The Company have not any such transaction which is not recorded in the books of accounts that has been surrendered or disclosed as income during the year in the tax assessments under the Income Tax Act, 1961 (such as, search or survey or any other relevant provisions of the Income Tax Act, 1961)
- viii The Company has been sanctioned working capital limit from banks or financial institutions on the basis of security of current assets. The difference in quarterly returns and statements comprising (stock statements, book debt statements, and statements on ageing analysis of the debtors) filed by the Company with such banks or financial institutions and books of account of the Company are Rs.7.11 Cr, Rs.5.20 Cr, Rs.(15.00) Cr and Rs. 13.80 Cr for respective quarters.

### 43 CORPORATE SOCIAL RESPONSIBILITY (CSR)

As per Section 135 of the Companies Act, 2013, a company, meeting the applicability threshold, needs to spend at least 2% of its average net profit for the immediately preceding three financial years on corporate social responsibility (CSR) activities. The areas for CSR activities are eradication of hunger and malnutrition, promoting education, art and culture, healthcare, destitute care and rehabilitation, environment sustainability, disaster relief, COVID-19 relief and rural development projects. A CSR committee has been formed by the company as per the Act. The funds were primarily utilized through the year on these activities which are specified in Schedule VII of the Companies Act.



# ODISHA POWER GENERATION CORPORATION LIMITED

(Rupees in Cr)

Sl No	Particulars	As at 31.03.2025	As at 31.03.2024
1	Amount required to be spent by the company during the Year (Rs Cr)**	10.38	4.59
2	Amount of expenditure incurred*	13.24	3.01
3	Shortfall at the end of the year	Nil	1.58
4	Total of previous years shortfall	1.58	Nil
5	Nature of CSR activities	Livelihood Enhancement and vocational skill development, Preventive health, Education, Safe Drinking water, Rural Sports Training, Livelihood Enhancement and vocational skill development, Monitoring/ Overheads, Development of Community Infrastructure.	
6	Details of related party transactions	Nil	Nil
7	Where a provision is made with respect to a liability incurred by entering into a contractual obligation, the movements in the provision	NA	NA

\*Pursuant to the decision taken in 245th meeting of the Board held on 30.03.2025, the CSR obligation for FY25 was Rs. 9.36 Cr, after set off of balance excess CSR expenditure of FY23 (Rs. 1.03) Cr against the CSR mandate Rs.10.38 Cr

\* CSR Expenses of Rs. 13.24 Cr includes expenss related to FY 2023-24 of Rs. 1.38 Cr kept in the CSR unspent account in 2023-24.

\*\*The company have transferred Rs. 5.90 Cr towards unspent CSR account on Dt 29.04.2025 in compliance to the provisions of section 135(5) or section 135(6) of the Companies Act with regard to transfer of unspent amount to separate Bank account or fund to that extent, for details refer Note no-35

## 44 Statement of net asset and profit and loss as required under Schedule III

Name of the entity	Net asset i.e total assets minus total liability As % of consolidated net assets Rs. In Cr	Share in profit or loss As % of consolidated Profit and loss Rs. In Cr
<b>Parent</b>		
<b>Indian</b>		
Odisha Power Generation Corporation Limited	88.06%	89.17%
As at March 31, 2024	4,821.37	4,192.40
<b>Joint Venture (Investment as per Equity Accounting)</b>		
<b>Indian</b>		
1. Odisha Coal and Power Limited	11.94%	10.83%
As at March 31, 2024	653.43	509.28
<b>Total</b>	<b>100%</b> <b>5,474.80</b>	<b>100.00%</b> <b>4,701.68</b>



**ODISHA POWER GENERATION CORPORATION LIMITED**

45 Previous Period figures have been reclassified/ regrouped wherever necessary.

**46 Events after reporting period:**

- (i) An accident occurred in the Ash Pond of Unit 1 & 2 on 09th December 2023. An Initial claim was logged with Oriental Insurance Company Limited for Rs. 30.33 Cr against which claim amount settled for Rs. 22.12 Cr and received on 06.06.2025.
- (ii) The Company has mutually settled the arbitration claim with L & T amounting to Rs 68.91 Cr with regard to Arbitration dated 24.08.2024 & additional award dated 11.01.2025 against which payment received on 12.06.2025 as per MOM signed between the parties.

In terms of our report attached.

For Anil Mihir & Associates  
Chartered Accountants  
Firm Reg No: 303038E



(CA Mihir Kumar Sahu)  
Partner  
Membership No. 053968  
Place : Bhubaneswar  
Date :

For and on behalf of the Board



(Gagan Bihari Swain)  
Director (Finance)  
DIN: 07687872



(Kedar Ranjan Pandu)  
Managing Director  
DIN:100937847



(Basanta Kumar Sahoo)  
Company Secretary

